

## Features

### Regulated Converters

- 1kVDC Isolation
- SMD Package Styles
- 5V, 12V and 15V Output
- UL94V-0 Package Material
- No Heatsink Required
- No Extern. Components
- Toroidal Magnetics
- Efficiency to 62%

## ECONOLINE

DC/DC-Converter

# RZ Series

### Selection Guide

Part Number	Input Voltage (VDC)	Output Voltage (VDC)	Output Current (mA)	Efficiency (%)
RZ-xx05S	5, 9, 12, 15, 24	5	100	50
RZ-xx12S	5, 9, 12, 15, 24	12	42	60
RZ-xx15S	5, 9, 12, 15, 24	15	33	62

xx = Input Voltage

### Specifications (Core Operating Area)

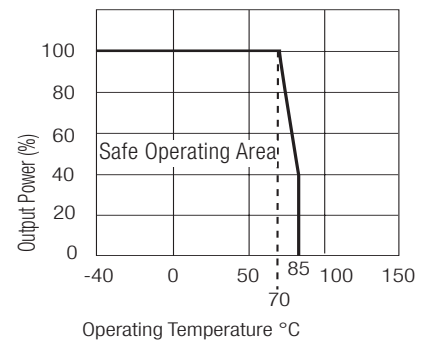
Input Voltage Range		±5%	
Output Voltage Accuracy		±5%	
Line Voltage Regulation		1% max.	
Load Voltage Regulation (10% to 100% full load)		1% max.	
Output Ripple and Noise (20MHz limited)		100mVp-p max.	
Operating Frequency		50kHz min. / 100kHz typ. / 105kHz max.	
Efficiency at Full Load		50% min. / 60% typ.	
No Load Power Consumption		127mW min. / 155mW typ. / 194mW max.	
Isolation Voltage (tested for 1 second)		1.000VDC min.	
Rated Working Voltage (long term isolation)		see Application Notes	
Isolation Capacitance		25pF min. / 75pF max.	
Isolation Resistance		10 GΩ min.	
Short Circuit Protection		1 Second	
Operating Temperature Range (free air convection)		-40°C to +70°C (see Graph)	
Storage Temperature Range		-55°C to +125°C	
Reflow Temperature (for more details see Application Notes)	ROHS compliant	245°C (30 sec) max.	
Relative Humidity	MSL Level 1	95% RH	
Package Weight		1.9g	
MTBF (+25°C)	} Detailed Information see Application Notes chapter "MTBF"	using MIL-HDBK 217F	1632 x 10 <sup>3</sup> hours
(+70°C)		using MIL-HDBK 217F	156 x 10 <sup>3</sup> hours

## 0.5 Watt SMD Isolated Single Output



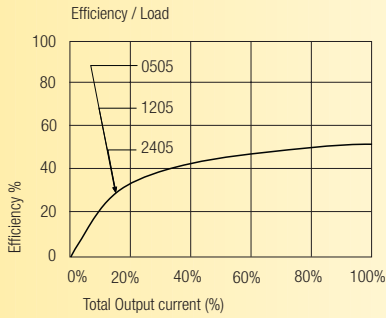
# RECOM

## Derating-Graph (Ambient Temperature)

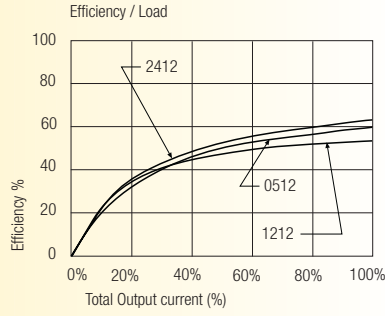


**Typical Characteristics**

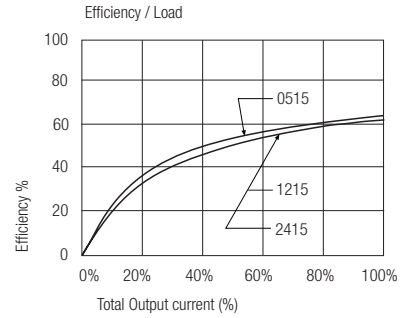
**RZ-xx05S**



**RZ-xx12S**

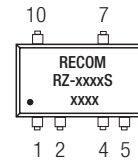
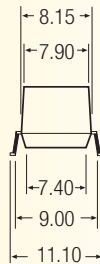
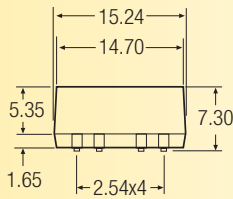


**RZ-xx15S**

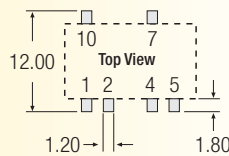
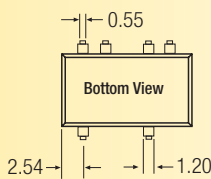


**Package Style and Pinning (mm)**

**10 PIN SMD Package**



**Recommended Footprint Details**



**Pin Connections**

Pin #	Single
1	-Vin
2	+Vin
4	-Vout
5	-Vout
7	+Vout
10	NC

NC= No Connection  
XX.X ± 0.5 mm  
XX.XX ± 0.25 mm