

SHINDENGEN

General Purpose Rectifiers

SIL Bridges

D10XB60H

600V 10A

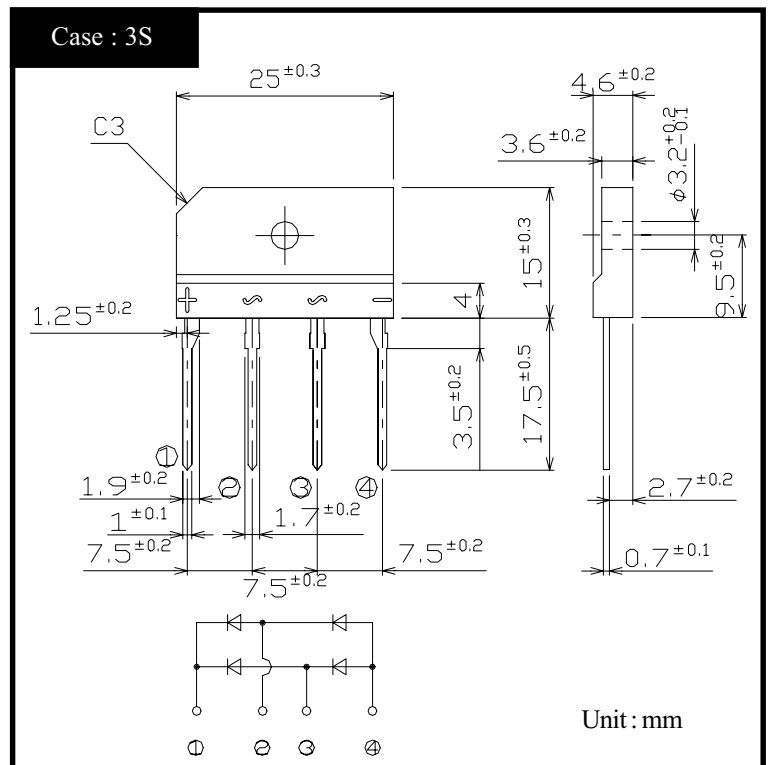
FEATURES

- Thin Single In-Line Package
- High current capacity with Small Package
- High IFSM
- Superior Thermal Conductivity

APPLICATION

- Switching power supply
- Home Appliances, Office Equipment
- Factory Automation, Inverter

OUTLINE DIMENSIONS



RATINGS

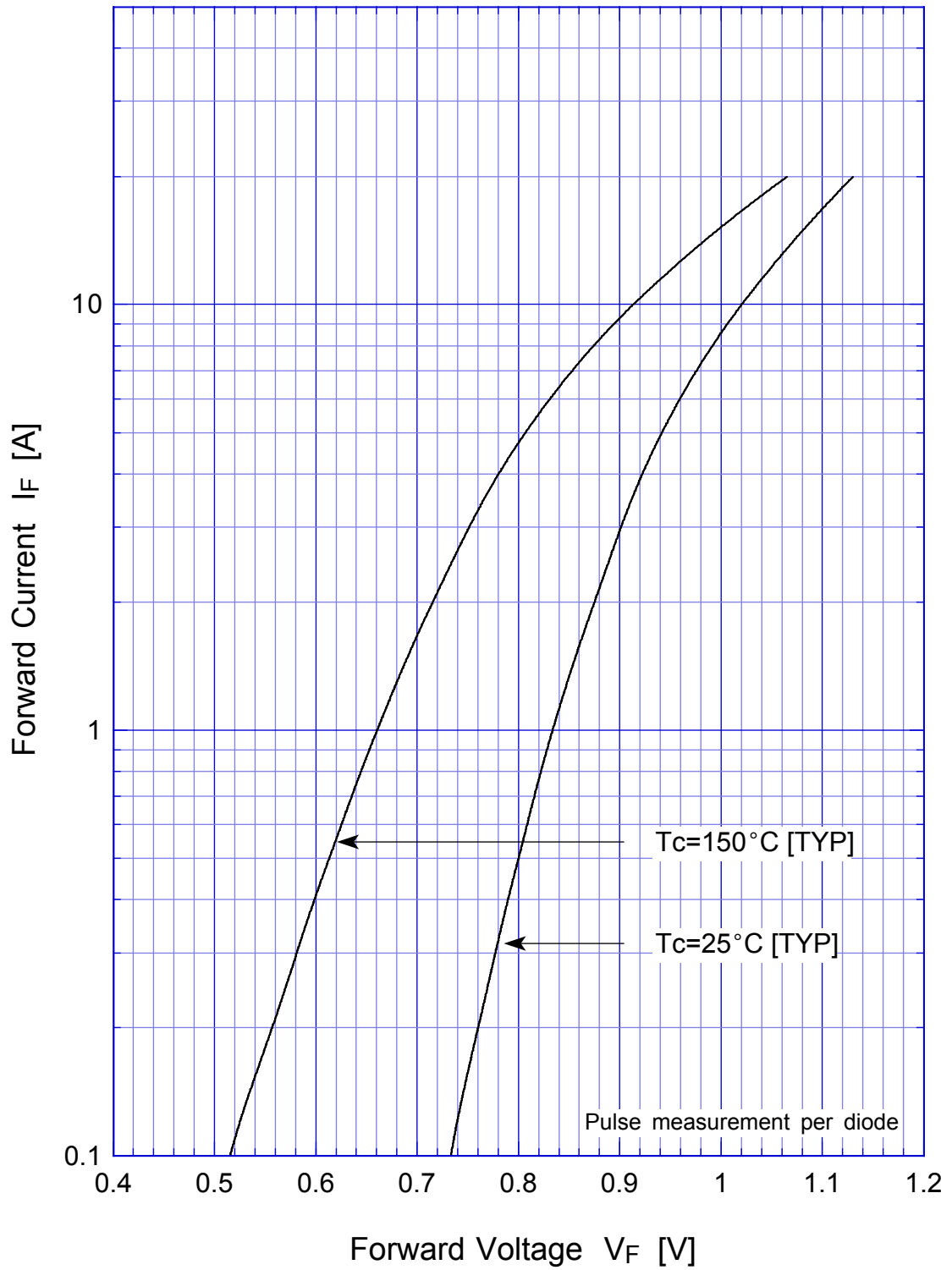
●Absolute Maximum Ratings (If not specified $T_c=25^\circ\text{C}$)

| Item | Symbol | Conditions | Ratings | Unit |
|-----------------------------------|-----------|--|---------|----------------------|
| Storage Temperature | T_{stg} | | -40~150 | $^\circ\text{C}$ |
| Operating Junction Temperature | T_j | | 150 | $^\circ\text{C}$ |
| Maximum Reverse Voltage | V_{RM} | | 600 | V |
| Average Rectified Forward Current | I_O | 50Hz sine wave, R-load With heatsink $T_c=112^\circ\text{C}$ | 10 | A |
| | | 50Hz sine wave, R-load Without heatsink $T_a=25^\circ\text{C}$ | 2.9 | |
| Peak Surge Forward Current | I_{FSM} | 50Hz sine wave, Non-repetitive 1cycle peak value, $T_j=25^\circ\text{C}$ | 170 | A |
| Current Squared Time | I^2t | $1\text{ms} \leq t < 10\text{ms}$ $T_j=25^\circ\text{C}$ | 110 | A^2s |
| Dielectric Strength | V_{dis} | Terminals to case, AC 1 minute | 2.5 | kV |
| Mounting Torque | TOR | (Recommended torque : 0.5N·m) | 0.8 | N·m |

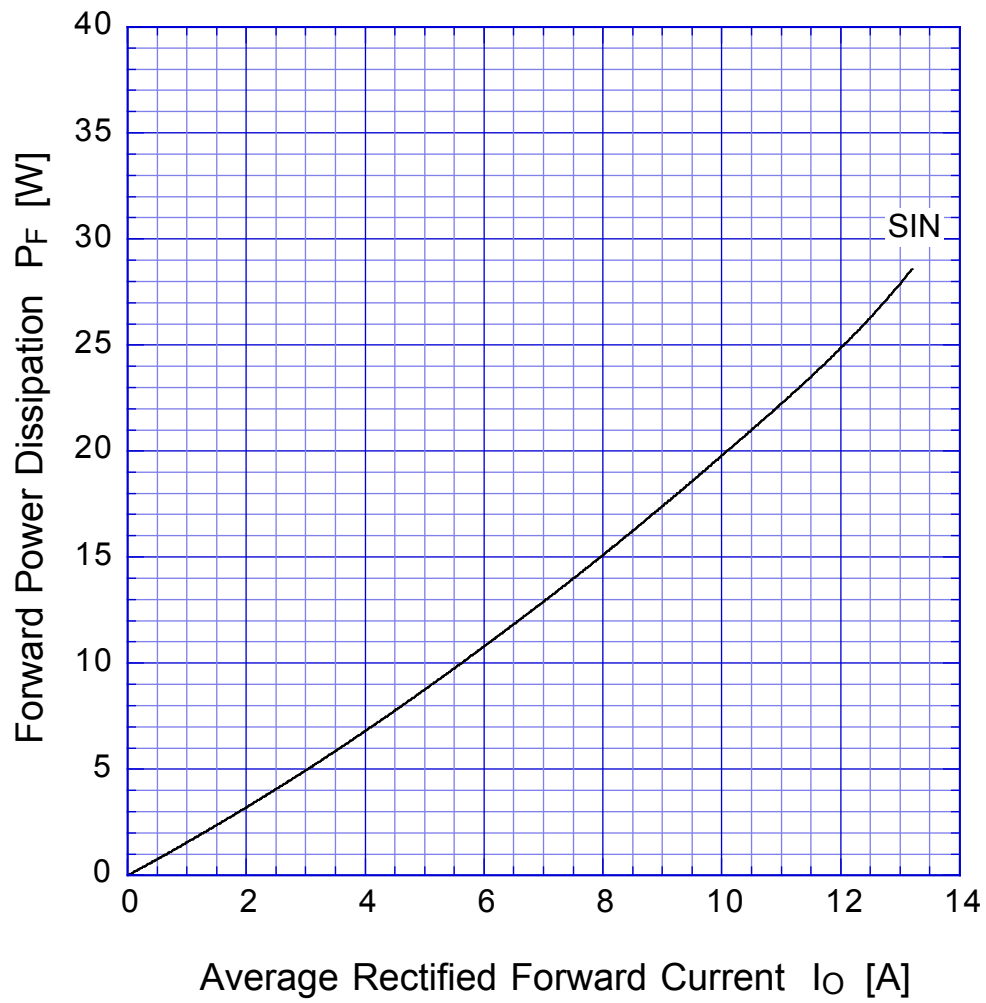
●Electrical Characteristics (If not specified $T_c=25^\circ\text{C}$)

| Item | Symbol | Conditions | Ratings | Unit |
|--------------------|---------------|--|----------|---------------------------|
| Forward Voltage | V_F | $I_F=5\text{A}$, Pulse measurement, Rating of per diode | Max.1.05 | V |
| Reverse Current | I_R | $V_R=V_{RM}$, Pulse measurement, Rating of per diode | Max.10 | μA |
| Thermal Resistance | θ_{jc} | junction to case With heatsink | Max.1.9 | $^\circ\text{C}/\text{W}$ |
| | θ_{jl} | junction to lead Without heatsink | Max.6 | |
| | θ_{ja} | junction to ambient Without heatsink | Max.26 | |

D10XBxH Forward Voltage



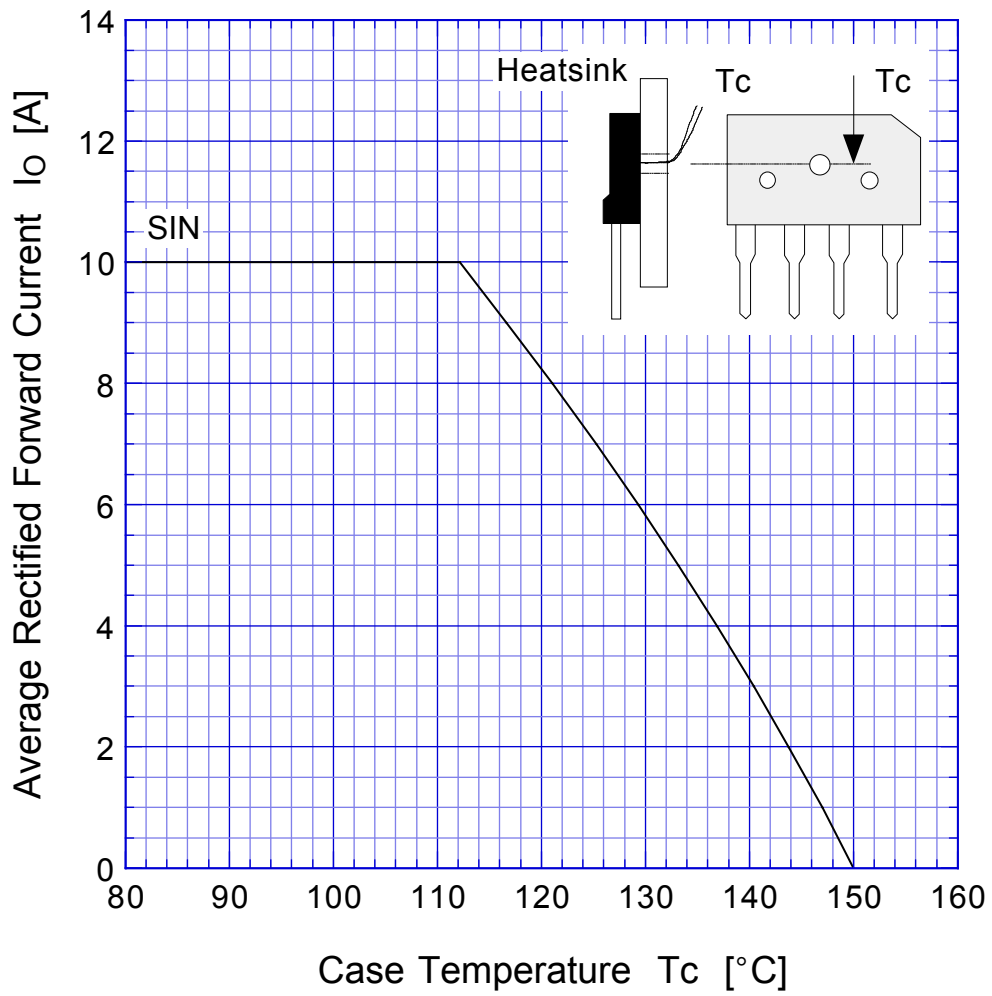
D10XBxH Forward Power Dissipation



$T_j = 150^\circ\text{C}$
Sine wave

D10XBxH

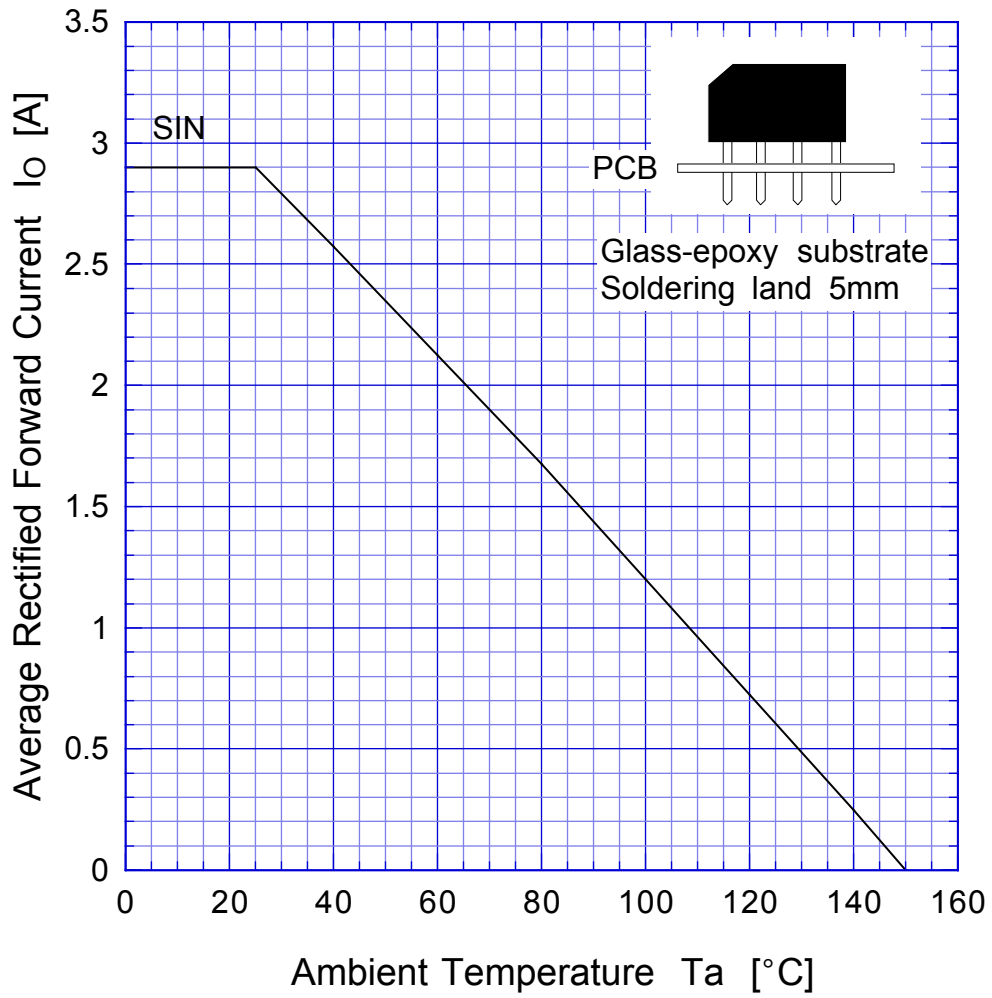
Derating Curve



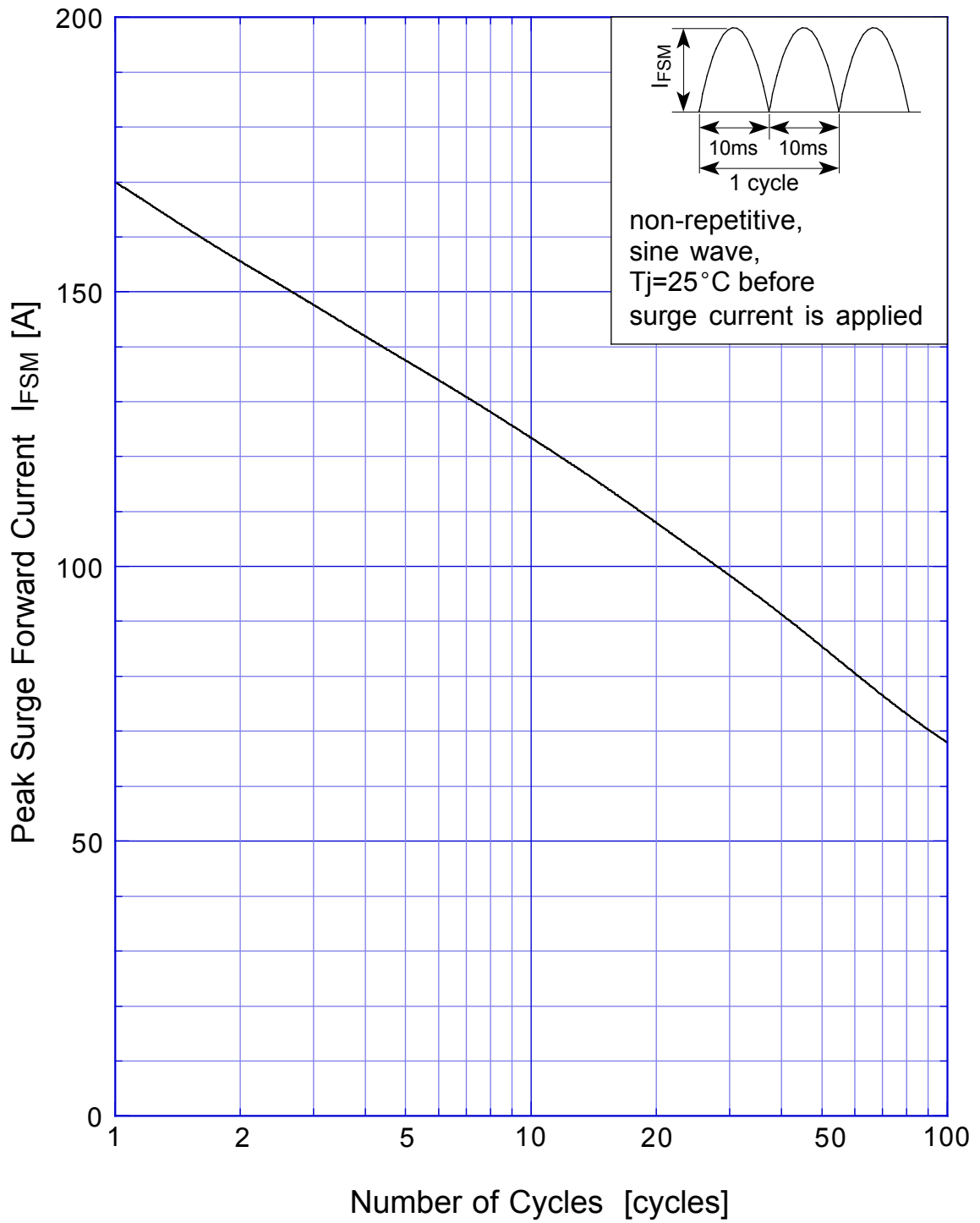
Sine wave
R-load
with heatsink

D10XBxH

Derating Curve



D10XBxH Peak Surge Forward Capability



This datasheet has been download from:

www.datasheetcatalog.com

Datasheets for electronics components.