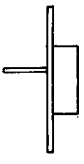



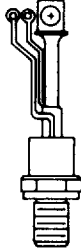

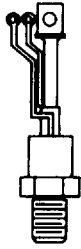



High Speed - SCR (Switching)



VDRM	IT Max Forward Current (Amps)							
	IT RMS - All Conduction Angles				IT Ave - Conduction Angle = 180°			
	RMS	8 A	35 A	125 A	275 A	400 A	475 A	700 A
Av.	5 A	16 A	80 A		175 A	250 A	300 A	450 A
600	ECG5351A	ECG5350C	ECG5368	ECG5371	ECG5374	ECG5380	ECG5377	ECG5386
1200			ECG5369	ECG5372	ECG5375	ECG5381	ECG5378	ECG5387
IGT Min (mA)	50	180	150	150	150	150	150	150
VGT Max (V)	2.0	3.0	3.0	3.0	3.0	3.0	3.0	3.0
ISurge (A)	90	180	1400	1400	4500	4500	8000	8000
VGRM (V)	--	10	5.0	5.0	5.0	5.0	5.0	5.0
VF on (V) Max	1.6	2.05	2.0	2.0	1.85	1.85	2.6	2.6
PG Av (W)	--	1.0	3.0	3.0	3.0	3.0	3.0	3.0
Operating Temp. Tj°C	-40 to +100	-65 to +125	-40 to +125		-40 to +125	-40 to +125	-40 to +125	-40 to +125
Repetitive di/dt Amps/μsec Max	300	100	150	150	300	300	400	400
Non-Repetitive di/dt Amps/μsec Max	500	400	800	800	800	800	800	800
dv/dt (Max) V/μsec	400	200	200	200	300	300	300	300
Turn-Off Time tq μsec Max	2.9	15	10	15	10	20	25	25
Fig. No.	Z42	Z49	Z51	Z52	Z53	Z55	Z54	Z56
Package	TO-66	TO-48	TO-83	TO-94	TO-93	HT-16	ST-75	HT-23
								

Gate Turn-Off - SCR (For TV Applications)

ECG Type	Description/ Application	VDRM Volts	ITRMS Amps	ISurge (Amps)	IGT (mA)	VGT (Volts)	IGO (mA)	VGO (Volts)	Package	
									Case	Fig. No.
ECG276	Gate Turn Off SCR	1250	5	80	75	1.5	-450	7	TC-9	Z44
ECG279A	Gate Turn Off SCR	350	.25	3	.38	1.5	-115	3	SC-51	Z37

TV Horizontal Deflection - SCR

ECG Type	Description/ Application	VDRM (Volts)	ITRMS (Amps)	ISurge (Amps)	IGT (mA)	VGT (Volts)	IHold (mA)	Turn-Off Time TQ (μsec)	Package	
									Case	Fig. No.
ECG230	TV Horizontal Deflection Trace Switch	700	5	80	50	2.0	100	2.5	TO-66	Z42
ECG231	TV Horizontal Deflection Commutating Switch	600	5	80	50	2.0	100	4.3	TO-66	Z42

Package Outlines - See Page 1-129