

# PRODUCT SPECIFICATION

# ROTARY JOINTS SINGLE CHANNEL COAXIAL, N & TNC CONNECTORS



## 305 & 344 SERIES

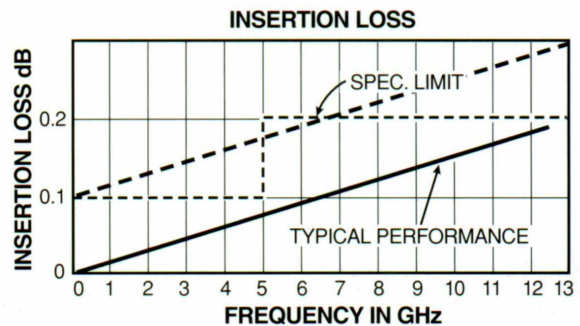
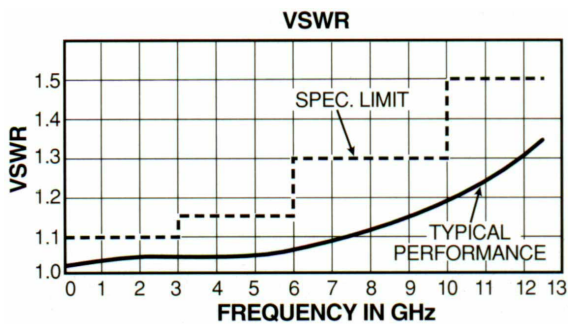
### FEATURES

- Coaxial In-line, TNC or TYPE-N Male and Female
- Designed for High Speed Operation
- Designed to MIL-E-5400 Class II
- Long Life

### SPECIFICATIONS

Frequency Range f (GHz)	VSWR max @ f (GHz)	Insertion Loss, max (dB) @ f (GHz)	Peak Power (kW)	Average Power Watts @ f (GHz)	Starting Torque Max (oz-in)	Continuous Rotational Speed (rpm)	Nominal Weight (ounces)	Model Number
DC – 12.4	1.10:1 DC–3	0.1 + 0.015f	10	100 @ 1	8	500	8	305W
	1.15:1 3–6							305WF
	1.30:1 6–10							344
	1.50:1 10–12.4							344F
DC – 18	1.5	1.0	6	100 @ 18	7	1500	5	344AF

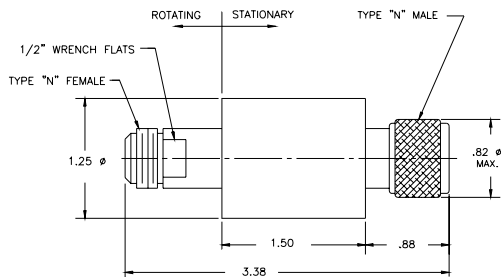
- Model 344AF supplied with TNC connectors, all others have Type N.
- Models designated F are flanged styles for gimbal.
- WOW (max VSWR/min VSWR)/360° is 1.01.
- Max DC current is 10 A.
- Refer to Power Derating chart for power ratings at other frequencies.



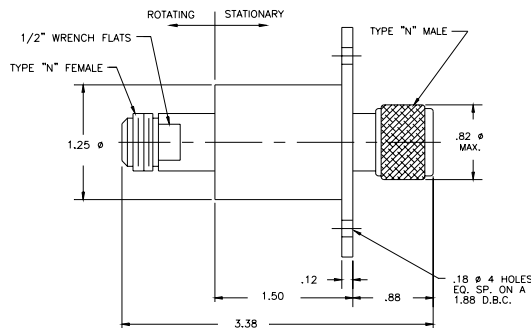
VSWR and insertion loss graphs applicable only for models with Type N connectors.



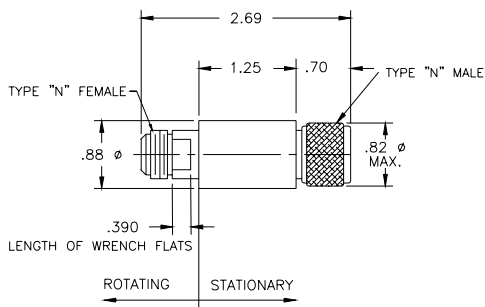
**OUTLINE DRAWINGS**



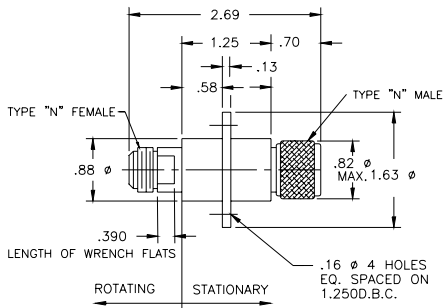
**MODEL 305W**



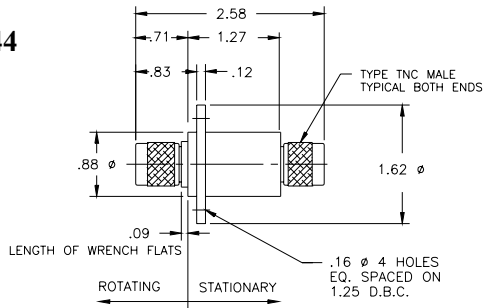
**MODEL 305WF**



**MODEL 344**



**MODEL 344F**



**MODEL 344AF**

**MICSELLANIOUS:**

1. Sage Laboratories Inc. "Standard Warranty and Order Terms and Conditions" apply to all orders.
2. All specifications subject to change without notice.
3. Check "Ordering and Availability Listing" for delivery and ordering information.
4. Contact our local Manufacturers Representative for pricing.

Specification Revision - 022003

