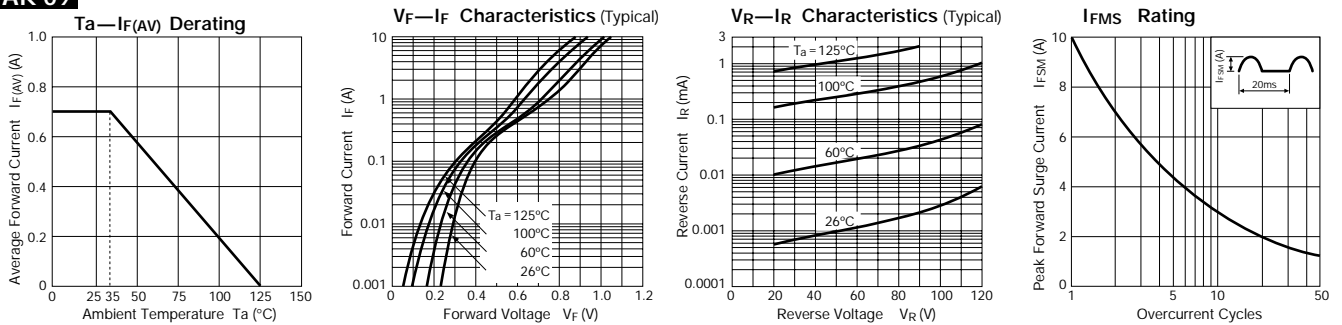


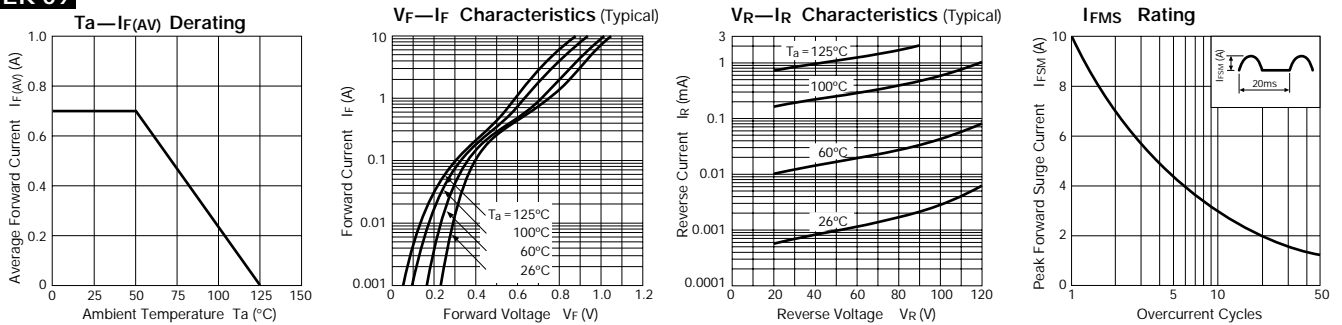
Schottky Barrier Diodes 90V

Parameter Type No.	Absolute Maximum Ratings					Electrical Characteristics (Ta = 25°C)					Others			
	VRM (V)	IF(AV) (A)	IFSM (A) 50Hz Half-cycle Sinewave Single Shot	TJ (°C)	Tstg (°C)	VF (V) max	IR (mA)	IR (H) (mA) VR = VRM max Ta = 100°C max	trr (ns)	IF/IRP (mA)	Rth(j-ℓ) (°C/W)	Mass (g)	Fig.	
AK 09	90	0.7	10	-40 to +150	0.81	0.7	1.0	5	100	100/100	22.0	0.13	Ⓐ	
EK 09													Ⓑ	
EK 19		1.5	40			1.5	2.0	10					17.0	Ⓒ
RK 19														Ⓓ
RK 39		2.0	50			2.0	3.0	15					12.0	Ⓔ
RK 49		3.5	60			3.5	5.0	35					8.0	1.2

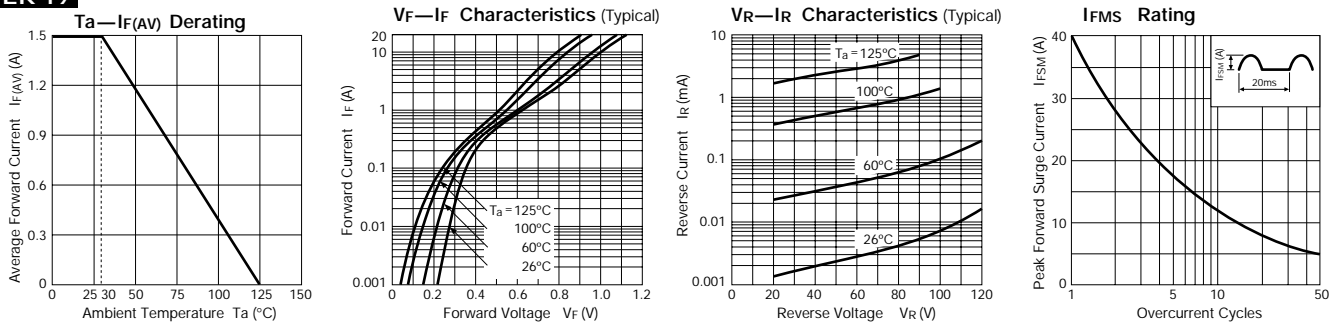
AK 09



EK 09

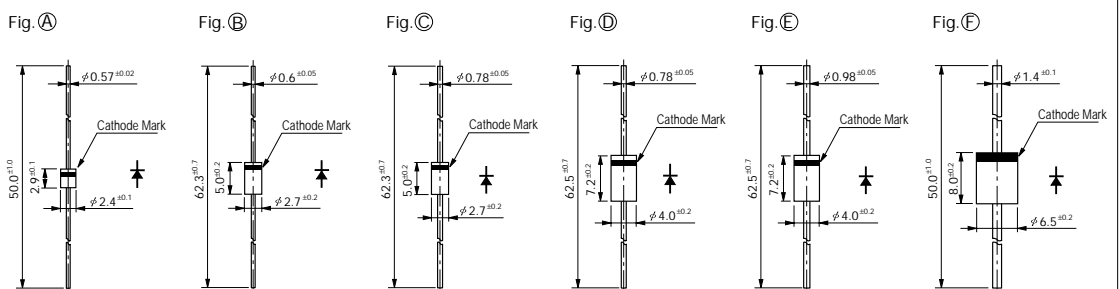


EK 19

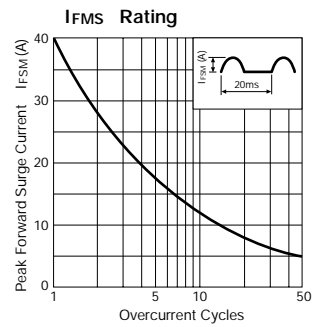
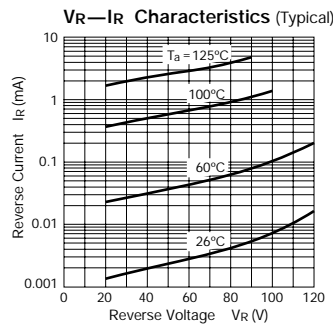
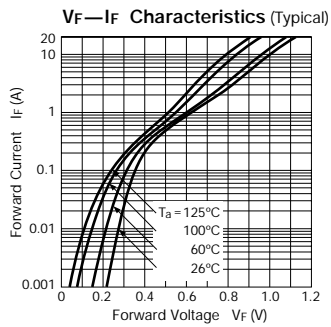
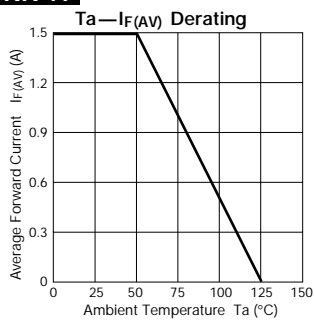


External Dimensions (Unit: mm)

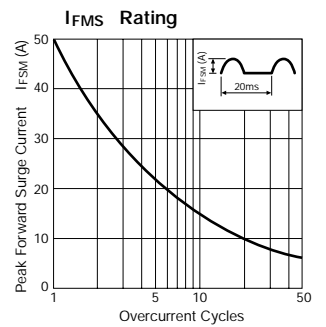
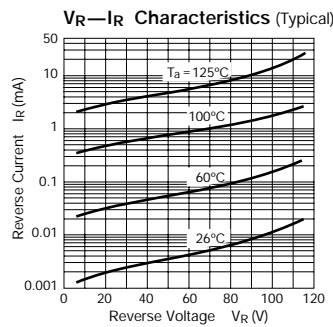
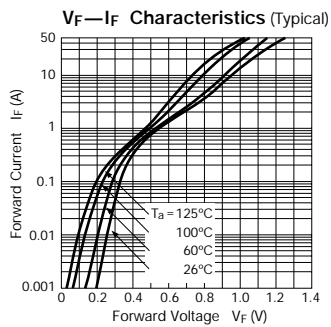
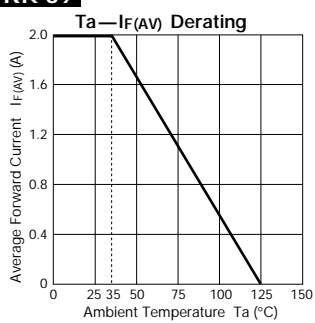
Flammability:
UL94V-0 or Equivalent



RK 19



RK 39



RK 49

