

EPI RL30 & RL30-LF Series

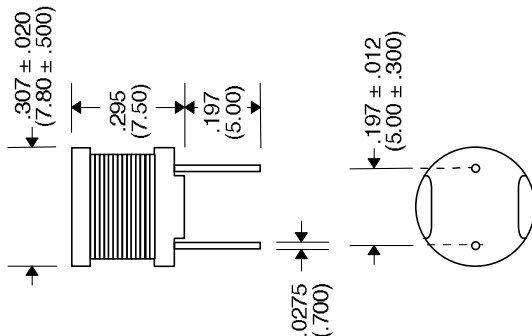


- Virtually no limit on V μ Sec. as long as max. RMS Current Limit and Temperature Rise Limit are not exceeded
- Low cost Robust construction to withstand most SMT processes
- Low loss material ensures operation in high frequency switching converters, such as Buck, Boost or as output averaging filter inductor
- Also suitable for use in high quality filter applications
- Add "-LF" after part number for Lead-Free

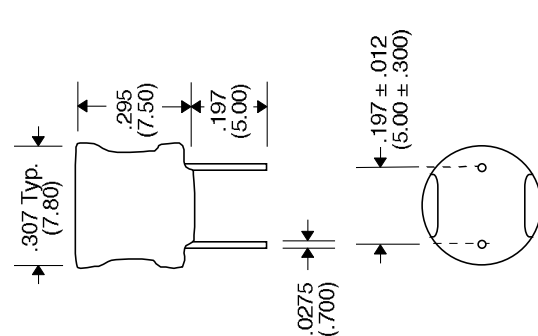
Primary Specification

Part Number (add "A" for Heat Shrink Tube)	Inductance (μ H) @ 0 Adc	DCR (Max.)	I dc (mA Max.)	Test Frequency (MHz Typ.)
EPI1L0103RL30	1.0 \pm 20%	0.013	10000	7.96
EPI1L5852RL30	1.5 \pm 20%	0.016	8500	7.96
EPI2L2652RL30	2.2 \pm 20%	0.021	6500	7.96
EPI3L3552RL30	3.3 \pm 20%	0.025	5500	7.96
EPI4L7432RL30	4.7 \pm 20%	0.030	4300	7.96
EPI6L8372RL30	6.8 \pm 20%	0.035	3700	7.96
EPI100292RL30	10 \pm 20%	0.05	2900	2.52
EPI120252RL30	12 \pm 20%	0.06	2500	2.52
EPI150222RL30	15 \pm 10%	0.07	2200	2.52
EPI180192RL30	18 \pm 10%	0.08	1900	2.52
EPI220182RL30	22 \pm 10%	0.09	1800	2.52
EPI270172RL30	27 \pm 10%	0.11	1700	2.52
EPI330152RL30	33 \pm 10%	0.13	1500	2.52
EPI390132RL30	39 \pm 10%	0.14	1300	2.52
EPI470132RL30	47 \pm 10%	0.15	1300	2.52
EPI560122RL30	56 \pm 10%	0.18	1200	2.52
EPI680112RL30	68 \pm 10%	0.20	1100	2.52
EPI820102RL30	82 \pm 10%	0.24	1000	2.52
EPI101891RL30	100 \pm 10%	0.28	890	1.0
EPI121811RL30	120 \pm 10%	0.36	810	1.0
EPI151721RL30	150 \pm 10%	0.42	720	1.0
EPI181661RL30	180 \pm 10%	0.57	660	1.0

Package RL30
(Without Heat Shrink Tube)



Package RL30A
(With Heat Shrink Tube)



Note :

1. Temperature Rise : 40°C Max. @ I_{dc}
2. Inductance Drop : 10% Max. @ I_{dc}
3. Leads are pre-tinned

Notes :	EPIXXXXXXRL30	EPIXXXXXXRL30-LF
1. Assembly Process (Solder Composition)	(Assembly Solder) SnPb	SnAg
2. Peak Solder Rating (per JESD22-B106-B)	260°C 10 (+2/-0) seconds	260°C 10 (+2/-0) seconds
3. Weight	TBD grams	TBD grams
4. Packaging Information (Tray)	TBD pieces/tray	TBD pieces/tray

Unless Otherwise Specified Dimensions are in Inches /mm \pm .010 / .25

EPI RL30 & RL30-LF Series

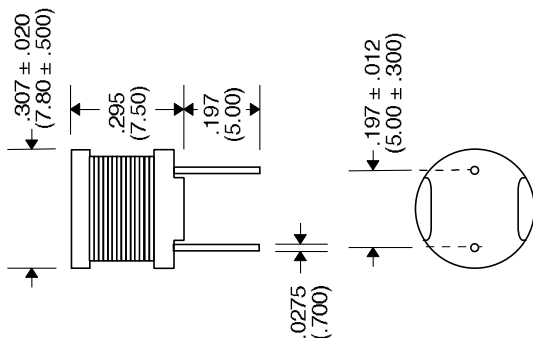


- Virtually no limit on V μSec. as long as max. RMS Current Limit and Temperature Rise Limit are not exceeded
- Low cost Robust construction to withstand most SMT processes
- Low loss material ensures operation in high frequency switching converters, such as Buck, Boost or as output averaging filter inductor
- Also suitable for use in high quality filter applications
- Add “-LF” after part number for Lead-Free

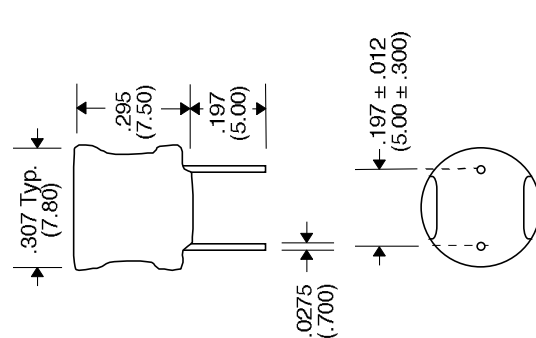
Primary Specification

Part Number (add “A” for Heat Shrink Tube)	Inductance (μH) @ 0 Adc	DCR (Max.)	I dc (mA Max.)	Test Frequency (MHz Typ.)
EPI221571RL30	220 ± 10%	0.63	570	1.0
EPI271511RL30	270 ± 10%	0.88	510	1.0
EPI331461RL30	330 ± 10%	1.05	460	1.0
EPI391441RL30	390 ± 10%	1.17	440	1.0
EPI471411RL30	470 ± 10%	1.34	410	1.0
EPI561361RL30	560 ± 10%	1.72	360	1.0
EPI681331RL30	680 ± 10%	1.96	330	1.0
EPI821301RL30	820 ± 10%	2.56	300	1.0
EPI102271RL30	1000 ± 10%	2.94	270	1.0
EPI122241RL30	1200 ± 10%	4.04	240	1.0
EPI152221RL30	1500 ± 10%	4.70	220	1.0
EPI182201RL30	1800 ± 10%	5.05	200	1.0
EPI222181RL30	2200 ± 10%	6.25	180	1.0
EPI272161RL30	2700 ± 10%	8.72	160	1.0
EPI332151RL30	3300 ± 10%	10.6	150	1.0
EPI392141RL30	3900 ± 10%	14.2	140	1.0
EPI472121RL30	4700 ± 10%	16.7	120	1.0
EPI562111RL30	5600 ± 10%	18.7	110	1.0
EPI682101RL30	6800 ± 10%	21.8	100	1.0
EPI822930RL30	8200 ± 10%	28.7	93	1.0
EPI103840RL30	10,000 ± 10%	33.0	84	1.0

Package RL30
(Without Heat Shrink Tube)



Package RL30A
(With Heat Shrink Tube)



Note :

1. Temperature Rise : 40°C Max. @ I_{dc}
2. Inductance Drop : 10% Max. @ I_{dc}
3. Leads are pre-tinned

Notes :	EPIXXXXXRL30	EPIXXXXXRL30-LF
1. Assembly Process (Solder Composition)	(Assembly Solder) SnPb	SnAg
2. Peak Solder Rating (per JESD22-B106-B)	260°C 10 (+2/-0) seconds	260°C 10 (+2/-0) seconds
3. Weight	TBD grams	TBD grams
4. Packaging Information (Tray)	TBD pieces/tray	TBD pieces/tray

Unless Otherwise Specified Dimensions are in Inches /mm ± .010 / .25