

# Surface Mount Bi-Directional Coupler

**NEW!**

**BDCA1-6-11**

High Power, 50Ω

600 to 1100 MHz

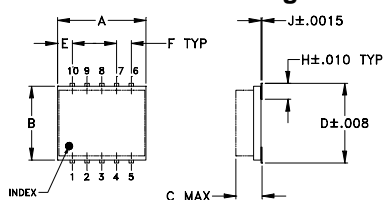
## Maximum Ratings

Operating Temperature	-55°C to 100°C
Storage Temperature	-55°C to 100°C

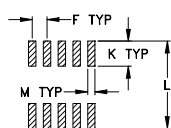
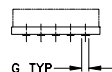
## Pin Connections

INPUT	1
OUTPUT	6
COUPLED (forward)	10
COUPLED (reverse)	5
GROUND	2,3,4,7,8,9

## Outline Drawing



TOLERANCES  
2 PL DECIMALS ±.01  
3 PL DECIMALS ±.005  
UNLESS OTHERWISE SPECIFIED



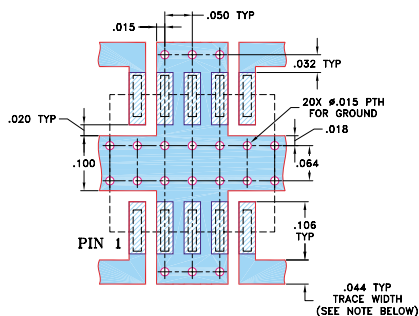
SUGGESTED LAYOUT FOR PCB LAND PATTERN

## Outline Dimensions (inch/mm)

A	B	C	D	E	F	G
.30	.250	.052	.274	.050	.050	.012
7.62	6.35	1.32	6.96	1.27	1.27	0.30

H	J	K	L	M	wt
.057	.004	.085	.296	.030	grams
1.45	0.10	2.16	7.52	0.76	0.25

## Demo Board MCL P/N: TB-115 Suggested PCB Layout (PL-004)



NOTE: TRACE WIDTH IS SHOWN FOR ROGERS RO4350 WITH DIELECTRIC THICKNESS 0.020" ± 0.0015", COPPER: 1/2 OZ. EACH SIDE. FOR OTHER MATERIALS TRACE WIDTH MAY NEED TO BE MODIFIED.


- DENOTES PCB COPPER LAYOUT
- DENOTES COPPER LAND PATTERN FREE OF SOLDER MASK

## Features

- wideband, 600-1100 MHz
- excellent VSWR 1.1:1 typ. all ports
- solder plated leads
- excellent power handling capability, 42W (1 GHz)
- low temperature variation

## Applications

- cellular
- CDMA
- ISM



**BLUE CELL™**

CASE STYLE: DZ944

PRICE: \$3.95 ea. QTY (10-49)

## Bi-Directional Electrical Specifications

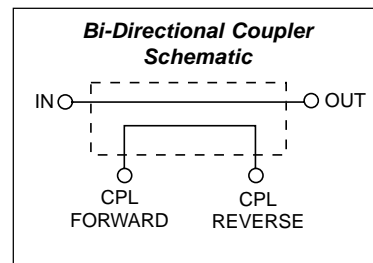
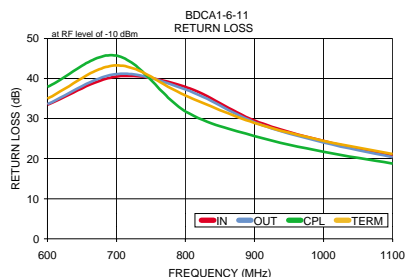
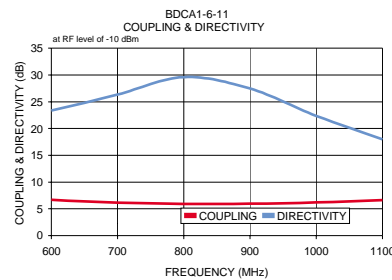
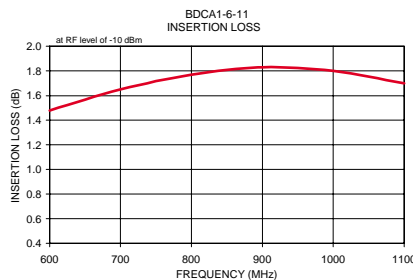
MODEL NO.	FREQ. RANGE (MHz)	COUPLING (dB)		MAINLINE LOSS* (dB)		DIRECTIVITY (dB)		VSWR (:1)	POWER INPUT** (W)
		Nom.	Max. Flatness	Typ.	Max.	Typ.	Min.		
BDCA1-6-11	600-700	6.3±0.5	±0.5	1.5	1.8	23	20	1.05	50
	700-1000	6.0±0.4	±0.3	1.8	2.0	27	19		
	1000-1100	6.3±0.5	±0.5	1.8	2.0	21	15		

\* Includes theoretical coupled power loss of 1.25 dB at 6 dB coupling.

\*\*Derate linearly 1/3 at 100°C

## Typical Performance Data

Frequency (MHz)	Insertion Loss (dB) In-Out	Coupling (dB)		Directivity (dB)		Return Loss (dB)			
		In-CPL	Out-Term	Out-CPL	In-Term	In	Out	CPL	Term
600.00	1.48	6.66	6.66	22.85	23.34	33.43	33.64	37.94	35.02
700.00	1.65	6.16	6.16	25.61	26.35	40.51	41.11	45.74	43.29
800.00	1.77	5.94	5.95	28.77	29.60	37.91	37.28	31.81	35.75
900.00	1.83	5.95	5.93	28.02	27.46	29.51	29.10	25.64	28.92
1000.00	1.80	6.19	6.16	23.19	22.37	24.39	24.03	21.71	24.44
1100.00	1.70	6.64	6.63	18.67	17.98	20.63	20.33	18.77	21.12



**Mini-Circuits®**

INTERNET <http://www.minicircuits.com>

P.O. Box 350166, Brooklyn, New York 11235-0003 (718) 934-4500 Fax (718) 332-4661

Distribution Centers NORTH AMERICA 800-654-7949 • 417-335-5935 • Fax 417-335-5945 • EUROPE 44-1252-832600 • Fax 44-1252-837010

Mini-Circuits ISO 9001 & ISO 14001 Certified

REV. A  
M88753  
ED-10880/1  
BDCA1-6-11  
LC/TD/CP  
030917