



CHENYI ELECTRONICS

W005 THRU W10

SINGLE PHASE GLASS PASSIVATED BRIDGE RECTIFIER

Voltage: 50 TO 1000V CURRENT:1.0A

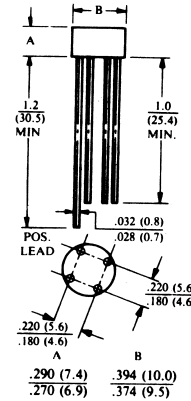
FEATURES

- Ideal for printed circuit board
- Surge overload rating: 50A peak
- High case dielectric strength

MECHANICAL DATA

- Terminal:** Plated leads solderable per MIL-STD 202E, method 208C
- Case:** UL-94 Class V-0 recognized Flame Retardant Epoxy
- Polarity:** Polarity symbol marked on body
- Mounting position:** any

WOB



Dimensions in inches and (millimeters)

MAXIMUM RATINGS AND ELECTRICAL CHARACTERISTICS

(Single-phase, half-wave, 60HZ, resistive or inductive load rating at 25 °C , unless otherwise stated, for capacitive load, derate current by 20%)

	SYMBOL	W005	W01	W02	W04	W06	W08	W10	units
Maximum Recurrent Peak Reverse Voltage	Vrrm	50	100	200	400	600	800	1000	V
Maximum RMS Voltage	Vrms	35	70	140	280	420	560	700	V
Maximum DC blocking Voltage	Vdc	50	100	200	400	600	800	1000	V
Maximum Average Forward Rectified current at Ta=50 °C	If(av)	1							A
Peak Forward Surge Current 8.3ms single half sine-wave superimposed on rated load	Ifsm	50							A
Maximum Instantaneous Forward Voltage at forward current 1.0A	Vf	1.0							V
Maximum DC Reverse Voltage Ta=25 °C		10.0							μ A
at rated DC blocking voltage Ta=100 °C	Ir	1.0							m A
Operating Temperature Range	Tj	-55 to +125							°C
Storage and operation Junction Temperature	Tstg	-55 to +150							°C

RATINGS AND CHARACTERISTIC CURVES W005 THRU W10

FIG.1-MAXIMUM NON-REPETITIVE FORWARD SURGE CURRENT

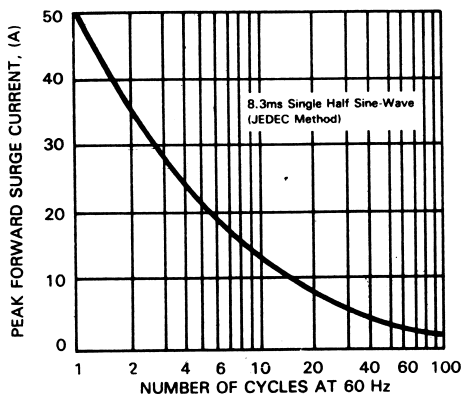


FIG.2-TYPICAL FORWARD CURRENT DERATING CURVE

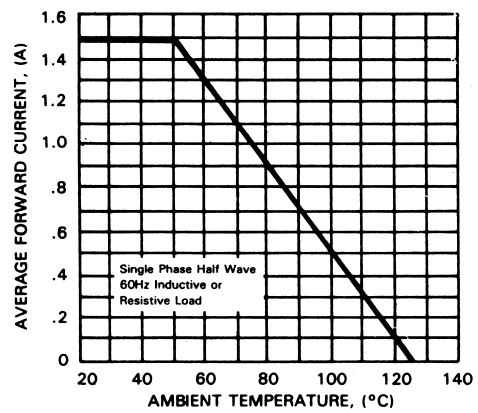


FIG.3-TYPICAL INSTANTANEOUS FORWARD CHARACTERISTICS

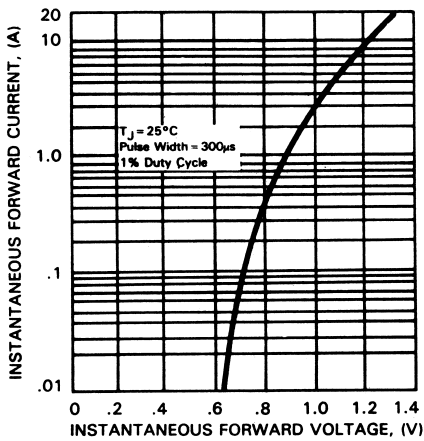


FIG.4-TYPICAL REVERSE CHARACTERISTICS

