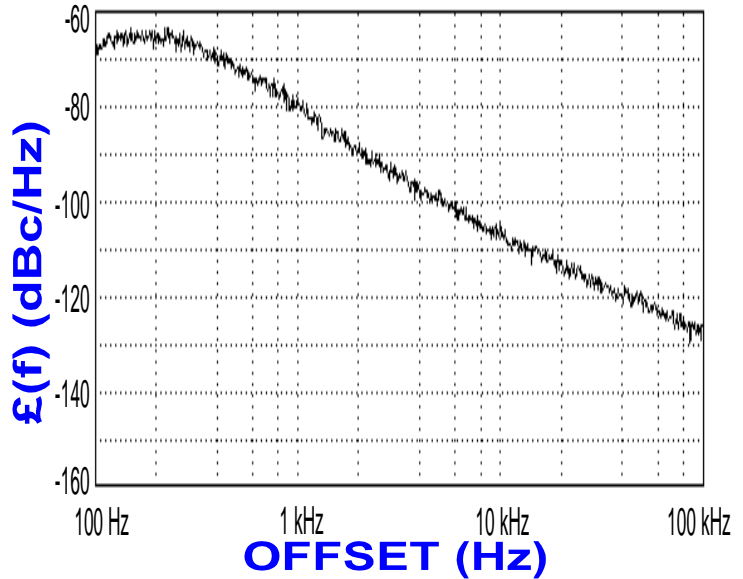


PHASE NOISE (1 Hz BW, typical)



FEATURES

- Frequency Range: 1076 - 1130 MHz
- Step Size: 50 KHz
- PLL - Style Package

APPLICATIONS

- Basestations
- Mobile Radios
- Satellite Communications

PERFORMANCE SPECIFICATIONS

PERFORMANCE SPECIFICATIONS	VALUE	UNITS
Frequency Range	1076 - 1130	MHz
Phase Noise @ 10 kHz offset (1 Hz BW, typ.)	-105	dBc/Hz
Harmonic Suppression (2nd, typ.)	-15	dBc
Sideband Spurs (typ.)	-70	dBc
Power Output	3±2	dBm
Load Impedance	50	Ω
Step Size	50	KHz
Charge Pump Output Current	1000	μA
Switching Speed (typ., adjacent channel)	4	mSec
Startup Lock Time (typ.)	8	mSec
Operating Temperature Range	-40 to +85	°C
Package Style	PLL	

POWER SUPPLY REQUIREMENTS

Supply Voltage (Vcc, nom.)	5	Vdc
Supply Current (Icc, typ.)	18	mA

All specifications are typical unless otherwise noted and subject to change without notice.

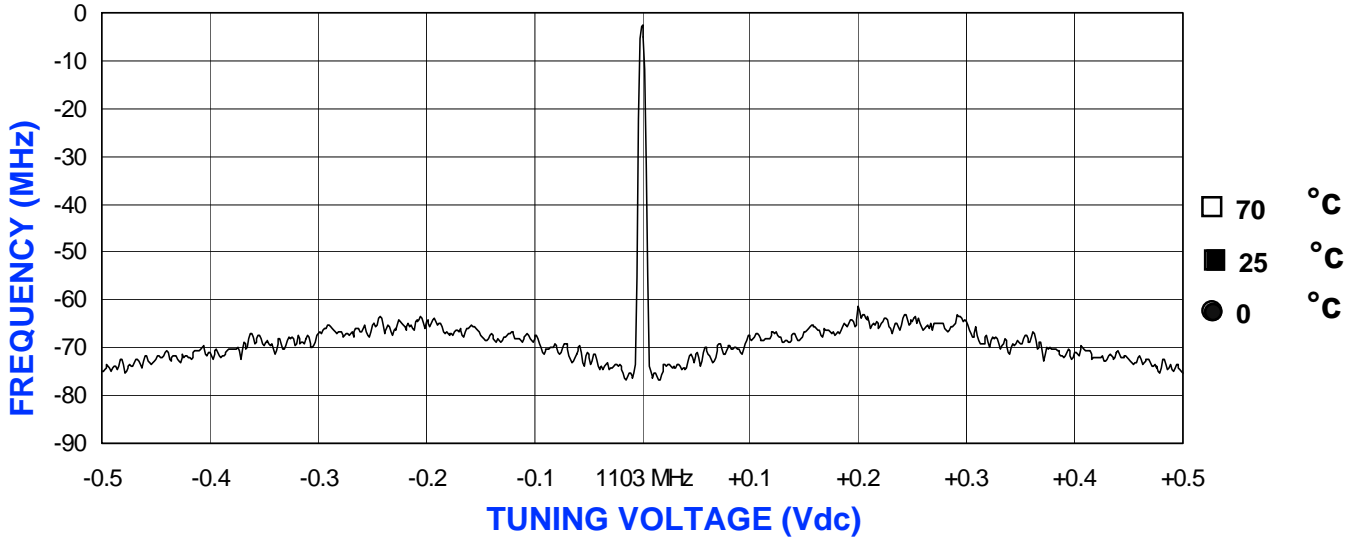
APPLICATION NOTES

- AN-107 : How to Solder Z-COMM VCOs / PLLs
- AN-200 : Mounting and Grounding of Z-COMM PLLs
- AN-201 : PLL Fundamentals AN-202 : PLL Functional Description

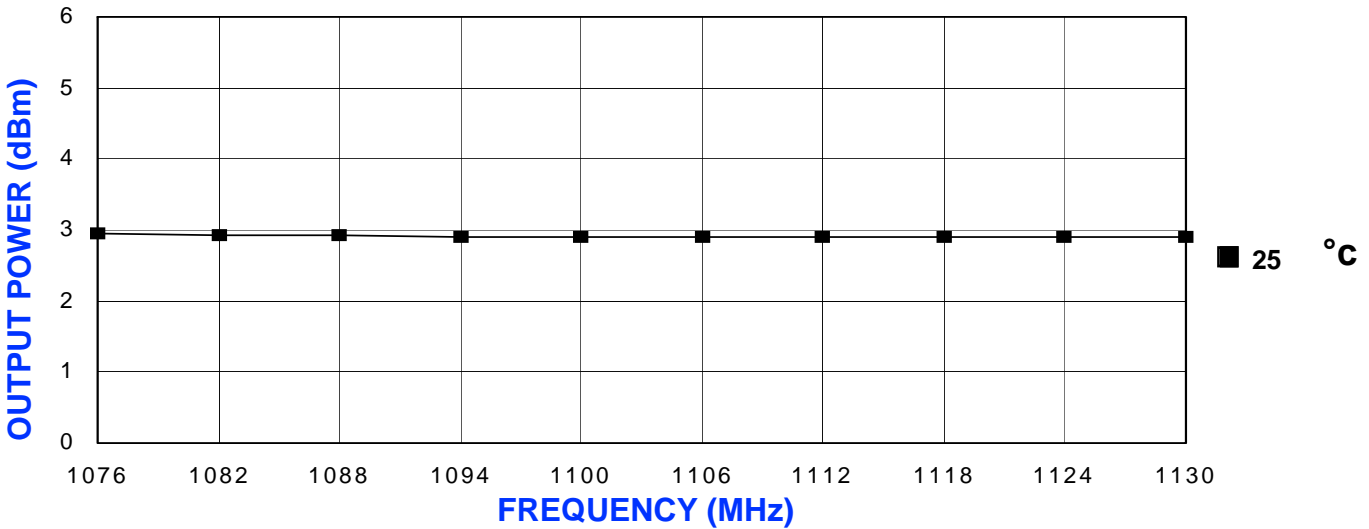
NOTES:

Reference Oscillator Signal: 5 MHz f_{osc} <math>< 40</math> MHz
 Frequency Synthesizer: National Semiconductor - LMX2316

VCO TUNING CURVE, typ.



VCO POWER CURVE, typ.



PHYSICAL DIMENSIONS

