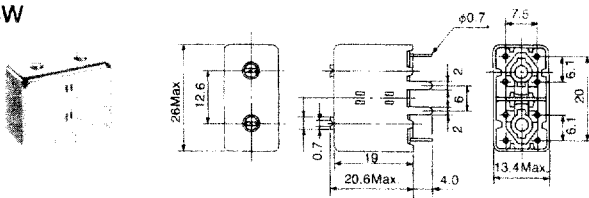


CBW Double Tuned CBT Triple Tuned

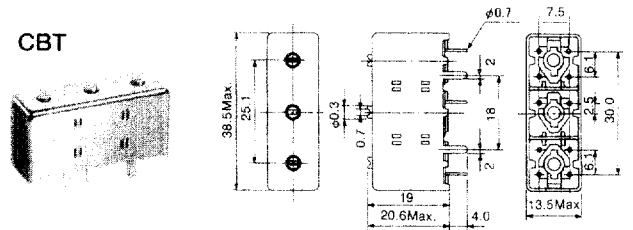
Frequency Range: 130-220MHz

CBW



Unit: mm

CBT

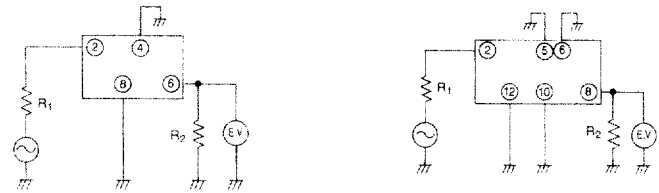


Unit: mm

Examples of Electrical Characteristics

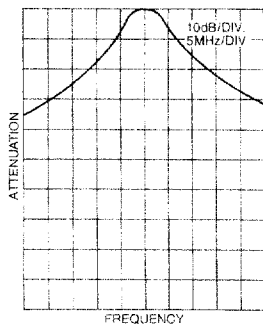
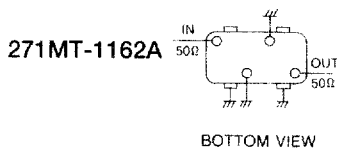
Item	Type	CBW	CBT
Center Frequency		145MHz	145MHz
Bandwidth, at 1dB		3MHz	3MHz
Attenuation	fo + 10MHz	20dB	28dB
	fo - 10MHz	22dB	35dB
Ripple		0.3dB	0.5dB
Insertion Loss		1.3dB	2dB
Impedance		50Ω	50Ω

Test Circuits (Bottom View)

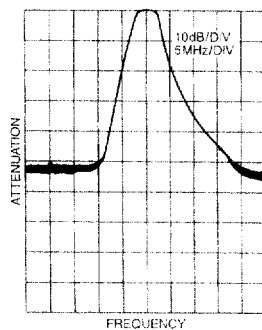
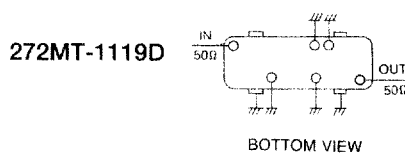


Note: Case lugs must be grounded.

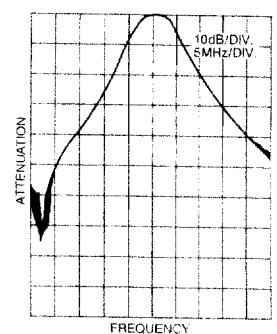
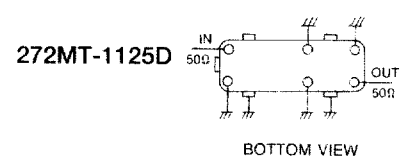
Characteristics



Fo=171MHz



Fo=143MHz



Fo=171MHz

continued on next page

continued from previous page

STANDARD FILTERS SELECTION GUIDE**TYPE CBW (Double Tuned)**

TOKO Part Number	Center Frequency (MHz)	Bandwidth @ -1dB (MHz) min.	Selectivity		Ripple (dB) max.	Insertion Loss (dB) max.
			Fo-15MHz (dB) min.	Fo+15MHz (dB) min.		
271MT-1149A	99	3.0	30	20	1.0	3.0
271MT-1150A	103	3.0	30	20	1.0	2.5
271MT-1151A	107.5	3.0	30	20	0.5	2.5
271MT-1152A	111	3.0	30	20	0.5	2.5
271MT-1153A	115	2.0	32	22	0.5	2.5
271MT-1154A	119	2.5	30	22	0.5	2.0
271MT-1155A	122	2.0	29	27	0.5	2.5
271MT-1156A	126	3.0	25	24	0.5	2.5
271MT-1157A	131	3.0	24	23	0.5	2.5
271MT-1158A	138	2.0	28	24	0.5	2.5
271MT-1159A	146	2.5	27	23	0.5	2.5
271MT-1160A	154	2.5	25	21	0.5	2.5
271MT-1161A	164	2.5	28	25	0.5	3.0
271MT-1162A	171	2.5	20	18	0.5	2.5
271MT-1163A	182.5	3.0	23	20	0.5	3.0
271MT-1164A	194.5	2.5	27	24	0.5	3.0
271MT-1165A	207.5	2.5	26	23	0.5	3.0
271MT-1166A	220	2.0	20	18	0.5	3.0

TYPE CBT (Triple Tuned)

TOKO Part Number	Center Frequency (MHz)	Bandwidth (MHz) min.	Selectivity		Ripple (dB) max.	Insertion Loss (dB) max.
			Fo-()MHz (dB) min.	Fo+()MHz (dB) min.		
272MT-1173A	100	4.0 (BW3)	30 (15)	30 (15)	1.0	4.0
272MT-1230D	107	3.0 (BW3)	33 (10)	22 (15)	1.0	4.5
272MT-1180A	110	3.0 (BW3)	37 (10)	30 (10)	1.0	5.5
272MT-1177D	124	3.5 (BW3)	21 (6)	17 (6)	1.0	3.5
272MT-1175D	130	3.0 (BW3)	21 (5)	18 (5)	1.0	5.5
272MT-1176D	133.7	3.5 (BW3)	23 (6)	18 (6)	1.0	3.5
272MT-1116A	134	5.0 (BW1)	24 (15)	24 (15)	1.0	3.0
272MT-1169D	137.5	2.0 (BW1)	35 (10)	30 (10)	1.0	4.5
272MT-1117D	140.21	3.7 (BW1)	26 (10)	25 (10)	1.0	3.0
272MT-1119D	143	3.0 (BW1)	35 (10)	22 (10)	1.0	4.0
272MT-1006A	145	2.8 (BW3)	25 (6)	25 (6)	5.0	8.0
272MT-1008A	145	1.2 (BW3)	30 (6)	30 (6)	5.0	8.0
272MT-1181D	147	4.0 (BW3)	20 (6)	15 (6)	1.0	3.5
272MT-1219A	156.7	1.5 (BW3)	33 (6)	25 (6)	1.0	7.0
272MT-1124D	157	3.5 (BW3)	17 (6)	13 (6)	1.0	3.5
272MT-1174A	159	7.0 (BW3)	35 (20)	33 (20)	1.0	3.0
272MT-1123A	160	2.0 (BW3)	17 (5)	15 (5)	1.0	6.0
272MT-1221A	161	2.2 (BW1)	32 (10)	40 (10)	1.0	4.5
272MT-1218A	161.3	1.5 (BW3)	30 (6)	25 (6)	1.0	7.0
272MT-1148A	164	1.0 (BW3)	30 (5)	25 (5)	1.0	8.5

continued on next page

continued from previous page

STANDARD FILTERS SELECTION GUIDE

TYPE CBT (Triple Tuned)

TOKO Part Number	Center Frequency (MHz)	Bandwidth (MHz) min.	Selectivity		Ripple (dB) max.	Insertion Loss (dB) max.
			Fo- ()MHz (dB) min.	Fo+ ()MHz (dB) min.		
272MT-1118D	165	3.9 (BW1)	15 (10)	16 (10)	1.0	3.0
272MT-1120A	169	3.5 (BW3)	35 (10)	25 (10)	1.0	6.0
272MT-1125D	171	4.4 (BW1)	16 (10)	14 (10)	1.0	2.5
272MT-1126F	177	4.0 (BW1)	15 (10)	13 (10)	1.0	3.0
272MT-1127F	183	4.0 (BW1)	17 (10)	17 (10)	1.0	3.0
272MT-1131A	185	3.0 (BW3)	24 (6)	20 (6)	1.0	5.0
272MT-1128F	189	4.0 (BW1)	19 (10)	18 (10)	1.0	3.5
272MT-1208A	194.5	3.0 (BW3)	40 (15)	35 (15)	1.0	4.5
272MT-1129F	195	4.2 (BW1)	18 (10)	18 (10)	1.0	3.0
272MT-1182A	196	3.0 (BW3)	32 (10)	25 (10)	1.0	5.0
272MT-1195A	200	3.0 (BW3)	19 (6)	17 (6)	1.0	7.0
272MT-1130F	201	4.5 (BW1)	16 (10)	16 (10)	1.0	3.0
272MT-1132A	215	4.0 (BW3)	15 (6)	14 (6)	1.0	4.0
272MT-1209A	220	5.0 (BW3)	40 (15)	30 (15)	1.0	4.5
272MT-1146A	223	4.0 (BW3)	24 (10)	18 (10)	1.0	4.5
272MT-1188A	226.4	2.5 (BW1)	32 (10)	25 (10)	1.0	6.0
272MT-1013A	170	1.5 (BW3)	25 (6)	25 (6)	5.0	8.0
272MT-1007A	170	1.0 (BW1)	31 (5)	30 (5)	5.0	9.0
272MT-1080A	223	2.6 (BW1)	28 (10)	40 (20)	5.0	6.0