

1N4148
 1S SERIES
 1SS SERIES

开关二极管 SWITCHING DIODES

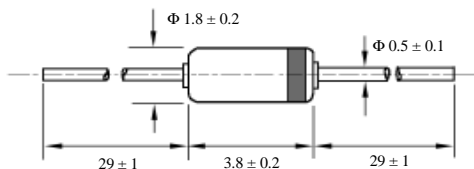
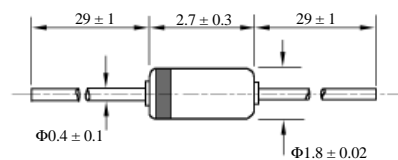
1. 普通开关二极管 SWITCHING DIODES

最大额定 ABSOLUTE MAXIMUM RATINGS

TYPE	$V_{RM}(V)$	$V_R(V)$	$I_F(mA)$	$I_O(mA)$	$I_{FS(mA)1\text{Sec}}$	P(mw)	$T_J(^{\circ}C)$	$T_{stg}(^{\circ}C)$	外型尺寸 Package (mm)
1N4148	100	75	450	150	700	500	175	-65~+175	DO-35
1S1553	70	60	300	100	1000	400	150	-65~+150	
1S1555	35	30	300	100	1000	400	150	-65~+150	
1SS133	90	80	400	130	600	300	175	-65~+175	DO-34
1SS176	35	30	300	100	1000		175	-65~+175	
1SS270	30	30	450	150	1000	300	175	-65~+175	

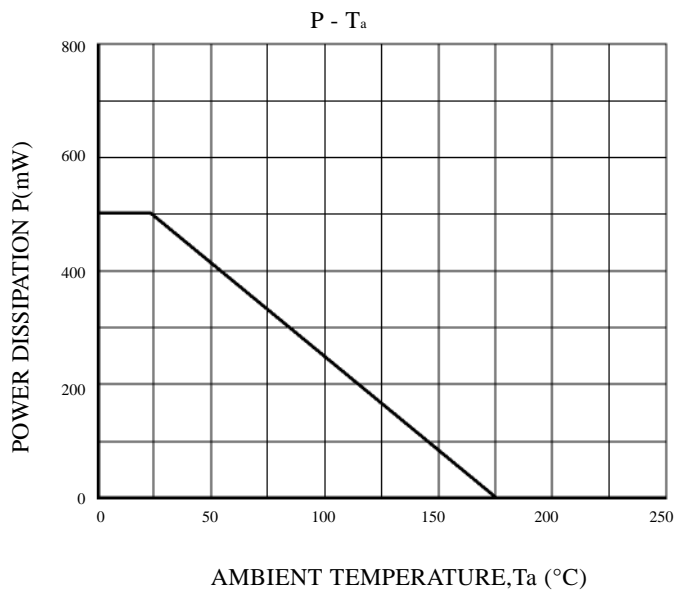
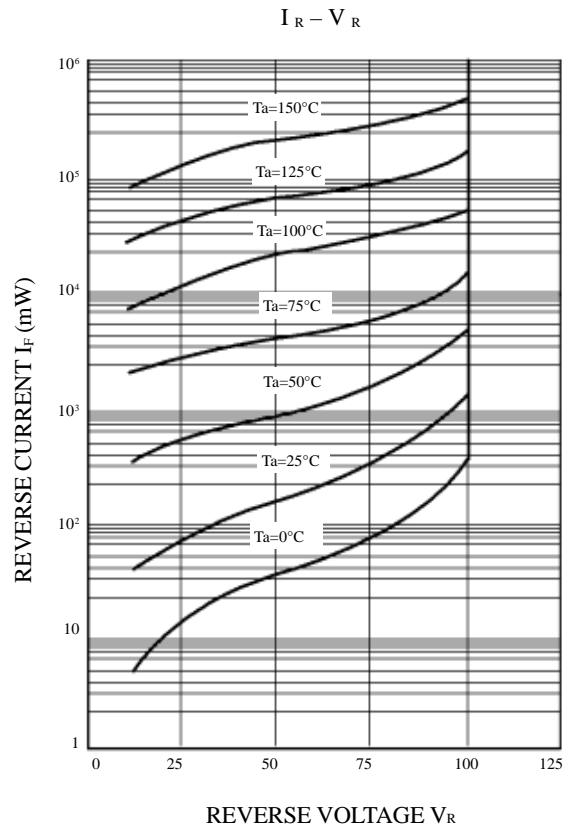
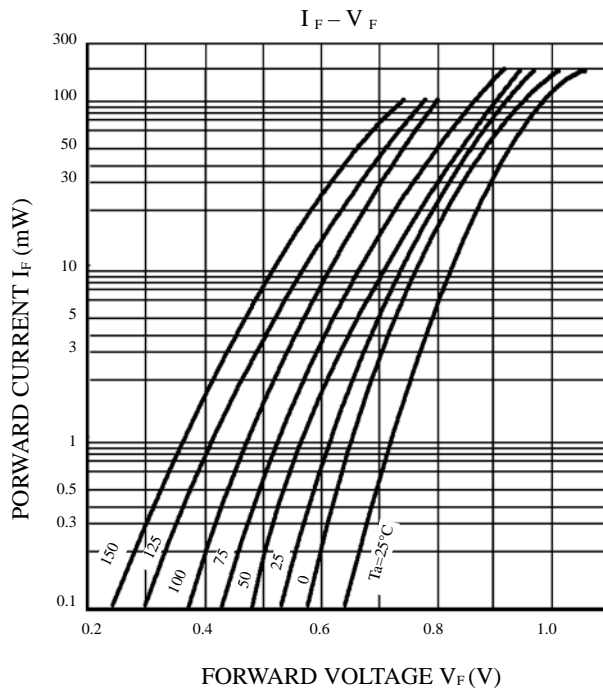
电气特性 ELECTRICAL CHARACTERISTICS

TYPE	$V_{FMAX}(V)$	$V_{(BR)R}(V)_{\text{Min}}$		$I_{RMax}(\mu A)$		$C_t(pF)_{\text{max}}$	$T_{rr}(ns)$
		@ $I_R=5\mu A$	@ $I_R=100\mu A$	@ $V_R=20V$	@ $V_R=75V$		
1N4148	@ $I_F=100mA$ 1.20	75	100	@ $V_R=20V$ 0.025	@ $V_R=75V$ 5	@ $V_R=0 f=1MHz$ 4	$V_R=6V I_F=100mA$ $R_L=100\Omega$ 4
1S1553	@ $I_F=100mA$ 1.4			@ $V_R=60V$ 0.5		@ $V_R=0 f=1MHz$ 3.5	
1S1555	@ $I_F=100mA$ 1.4			@ $V_R=30V$ 0.5		@ $V_R=0 f=1MHz$ 3.5	
1SS133	@ $I_F=100mA$ 1.2			@ $V_R=80V$ 0.5		@ $V_R=0 f=1MHz$ 2	$V_R=6V I_F=100mA$ $R_L=100\Omega$ 4
1SS176	@ $I_F=100mA$ 1.2			@ $V_R=30V$ 0.5		@ $V_R=0 f=1MHz$ 3	$V_R=6V I_F=100mA$ $R_L=100\Omega$ 4
1SS270	@ $I_F=100mA$ 0.8			@ $V_R=30V$ 1		@ $V_R=0 f=1MHz$ 3	$V_R=6V I_F=100mA$ $R_L=100\Omega$ 3.5


 DO-35
(mm)

 DO-34
(mm)

1N4148 特性曲线

1N4148 RATING AND CHARACTERISTIC CURVES



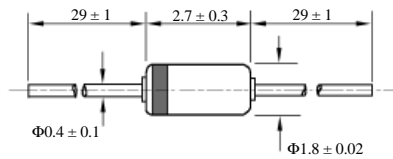
2. 电调(频带)开关二极管 BAND SWITCHING DIODES

最大额定 ABSOLUTE MAXIMUM RATINGS

TYPE	V_{RM} (V)	I_F (mA)	I_O (mA)	P (mW)	T_j (°C)	T_{stg} (°C)	Package
ISS110	35	100		150	125	-55~+125	DO-34
ISS265	35		100	150	125	-55~+125	

电气特性 ELECTRICAL CHARACTERISTICS

TYPE	V_{FMAX} (v)	$V_{(BR)R}$ (v) _{Min}	I_{RMax} (μA)	C_t (pF) _{max}	R_f (Ω) _{max}	L_s (nH)
ISS110	@ $I_F=10mA$	@ $I_R=10 \mu A$	@ $V_R=25V$	@ $V_R=0 f=1MHz$	$I_F=2mA$ $f=100MHz$	@ $f=250MHz$
	1.0	35	0.1	1.2	0.9	3
ISS265	@ $I_F=10mA$		@ $V_R=20V$	@ $V_R=0 f=1MHz$	$I_F=10mA$ $f=100MHz$	
	1.0		0.1	1.5	0.6	



DO-34
(mm)