





Standard Dual-in-line socket with increased solder tail length of 4.2 mm, allowing application on multilayer PCBs up to 3.4 mm thickness. Other lengths on request

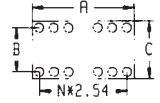
Insertion characteristics:
4-finger standard



Platings	Sleeve 	Clip 	Pin 
91	5 µm Sn Pb	0.25 µm Au	
93	5 µm Sn Pb	0.75 µm Au	
99	5 µm Sn Pb	5 µm Sn Pb	

Ordering information

For complete part number see Order Codes list below

No. of poles	Order Codes			Insulator dimensions 
	Plating 91 B	Plating 93 B	Plating 99 B	
	See page 50	A	B	C
10	111-91-210-41-001	111-93-210-41-001	111-99-210-41-001	Fig. 1 12.6 5.08 7.6
4	111-91-304-41-001	111-93-304-41-001	111-99-304-41-001	Fig. 2 5.0 7.62 10.1
6	111-91-306-41-001	111-93-306-41-001	111-99-306-41-001	Fig. 3 7.6 7.62 10.1
8	111-91-308-41-001	111-93-308-41-001	111-99-308-41-001	Fig. 4 10.1 7.62 10.1
10	111-91-310-41-001	111-93-310-41-001	111-99-310-41-001	Fig. 5 12.6 7.62 10.1
12	111-91-312-41-001	111-93-312-41-001	111-99-312-41-001	Fig. 5a 15.2 7.62 10.1
14	111-91-314-41-001	111-93-314-41-001	111-99-314-41-001	Fig. 6 17.7 7.62 10.1
16	111-91-316-41-001	111-93-316-41-001	111-99-316-41-001	Fig. 7 20.3 7.62 10.1
18	111-91-318-41-001	111-93-318-41-001	111-99-318-41-001	Fig. 8 22.8 7.62 10.1
20	111-91-320-41-001	111-93-320-41-001	111-99-320-41-001	Fig. 9 25.3 7.62 10.1
22	111-91-322-41-001	111-93-322-41-001	111-99-322-41-001	Fig. 10 27.8 7.62 10.1
24	111-91-324-41-001	111-93-324-41-001	111-99-324-41-001	Fig. 11 30.4 7.62 10.1
28	111-91-328-41-001	111-93-328-41-001	111-99-328-41-001	Fig. 12 35.5 7.62 10.1
20	111-91-420-41-001	111-93-420-41-001	110-99-420-41-001	Fig. 12a 25.3 10.16 12.6
22	111-91-422-41-001	111-93-422-41-001	111-99-422-41-001	Fig. 13 27.8 10.16 12.6
24	111-91-424-41-001	111-93-424-41-001	111-99-424-41-001	Fig. 14 30.4 10.16 12.6
28	111-91-428-41-001	111-93-428-41-001	111-99-428-41-001	Fig. 15 35.5 10.16 12.6
32	111-91-432-41-001	111-93-432-41-001	111-99-432-41-001	Fig. 16 40.6 10.16 12.6
10	111-91-610-41-001	110-93-610-41-001	110-99-610-41-001	Fig. 16a 12.6 15.24 17.7
24	111-91-624-41-001	111-93-624-41-001	111-99-624-41-001	Fig. 17 30.4 15.24 17.7
28	111-91-628-41-001	111-93-628-41-001	111-99-628-41-001	Fig. 18 35.5 15.24 17.7
32	111-91-632-41-001	111-93-632-41-001	111-99-632-41-001	Fig. 19 40.6 15.24 17.7
36	111-91-636-41-001	111-93-636-41-001	111-99-636-41-001	Fig. 20 45.7 15.24 17.7
40	111-91-640-41-001	111-93-640-41-001	111-99-640-41-001	Fig. 21 50.6 15.24 17.7
42	111-91-642-41-001	111-93-642-41-001	111-99-642-41-001	Fig. 22 53.2 15.24 17.7
48	111-91-648-41-001	111-93-648-41-001	111-99-648-41-001	Fig. 23 60.9 15.24 17.7
50	111-91-650-41-001	111-93-650-41-001	111-99-650-41-001	Fig. 24 63.4 15.24 17.7
52	111-91-652-41-001	111-93-652-41-001	111-99-652-41-001	Fig. 25 65.9 15.24 17.7
50	111-91-950-41-001	111-93-950-41-001	111-99-950-41-001	Fig. 26 63.4 22.86 25.3
52	111-91-952-41-001	111-93-952-41-001	111-99-952-41-001	Fig. 27 65.9 22.86 25.3
64	111-91-964-41-001	111-93-964-41-001	111-99-964-41-001	Fig. 28 81.1 22.86 25.3