



DATA SHEET

O K I L A S E R P R O D U C T S

OD9601N (1.25 Gbps)
OD9602N (622 Mbps)
OD9604N (2.488 Gbps)
+ 3.3-V Photo Diode Preamp Modules

February 2000



Oki Semiconductor



CONTENTS

OD9601N, OD9602N, and OD9604 Photo Diode Preamp Module Family 1

OD9601N 3

OD9602N 7

OD9604N 11

Oki Semiconductor

OD9601N, OD9602N, and OD9604N Photo Diode Preamp Module Family

InGaAs Technology (+ 3.3 V)

INTRODUCTION

Oki Semiconductor's OD9601N, OD9602N, and OD9604N PD Preamp Module Family are surface-mount 1.3- μm , InGaAs PIN photo diodes combined with a transimpedance amplifier. The OD9601N operates at 1.25 Gbps in STM4/OC12/OC24 environments. The OD9602N operates at 622 Mbps in STM4/OC12 environments. The OD9604N operates at 2.488 Gbps in STM16/OC48 environments.

The OD9601N, OD9602N, and OD9604N use a single + 3.3-V power supply, provide a differential output signal, and are available in an 8-pin Mini-Dil package. These photo diode preamp modules are coupled to a single-mode fiber with a pigtail.

GENERAL FEATURES

- Surface-mount Mini-Dil package
- Low cost
- Operating Performance:
 - OD9601N 1.25 Gbps operation
 - OD9602N 622 Mbps operation
 - OD9604N 2.488 Gbps operation
- Peak-sensitivity wavelength: 1300 nm

GENERAL APPLICATION

- Optical transmission systems
 - OD9601N 1.25 Mbps, STM4/OC12/OC24
 - OD9602N 622 Mbps, STM4/OC12
 - OD9604N 2.488 Gbps, STM16/OC48
- Optical transmission modules (receiver section)
- Optical receivers
- Inter-office interconnection
- Gigabit Ethernet (OD9601N / OD9604N)
- Ethernet (OD9602N)

Notes

Oki Semiconductor

OD9601N Photo Diode Preamp Module

1.25-Gbps InGaAs Technology (+ 3.3 V)

INTRODUCTION

Oki Semiconductor's OD9601N PD Preamp Module is a surface-mount 1.3- μm , InGaAs PIN photo diode combined with a transimpedance amplifier. This OD9601N is designed to operate at 1.25 Gbps in STM4/OC12/OC24 environments. This photo diode uses a single + 3.3-V power supply and provides a differential output signal. It is available in an 8-pin Mini-Dil package and is coupled to a single-mode fiber with a pigtail.

FEATURES

- Surface-mount Mini-Dil package
- Low cost
- 1.25 Gbps operation
- Peak-sensitivity wavelength: 1300 nm

APPLICATION

- Optical transmission modules (receiver section)
- Optical receivers
- Inter-office interconnection
- Gigabit Ethernet

ELECTRICAL CHARACTERISTICS

Absolute Maximum Ratings (ambient temperature Ta=25°C unless otherwise noted)

Parameter	Symbol	Ratings	Units
Supply Voltage	V _S	6	mW
Incident Optical Power	P _{IOP}	-3	dBm
Operating Case Temperature	T _{opr}	-40 to +85	°C
Storage Temperature	T _{stg}	-40 to +85	°C
Soldering Profile	T _{sol}	230 (30)	°C (sec)

Exceeding these maximum ratings could cause immediate damage or lead to permanent deterioration of the device.

Optical and Electrical Characteristics (Ta=25°C, V_{CC}=3.3 V, λ=1310 nm unless otherwise noted)

Parameter	Test Conditions	Min.	Typ.	Max.	Units
Supply Voltage	-	+3.0	+3.3	+3.6	V
Supply Current	-	-	26	50	mA
Low Frequency Cutoff	-3 dBm Pin= -22 dBm, fr = 50 MHz	-	44	-	kHz
Rise / Fall Time	20% to 80% Pin= -3 dBm	-	-	300	ps
Sensitivity	BER < 10 ⁻¹² (See note 1)	-	-28	-	dBm
Differential Output Voltage	Pin= -3 dBm	185	250	415	mV
Optical Modulation Bandwidth	-3 dBm Pin= -22 dBm, fr = 50 MHz	750	820	1100	MHz
Differential Responsivity	Differential, measured with -22 dBm input signal	2.7	3.4	4.1	kV / W
Input Noise Equivalent Optical Power	BW=1500 MHz, Pin=0 mW	-	0.23	-	μW

Notes:

Data rate: 1.25 Gbps. Data sequence: PRBS 2²³ -1.

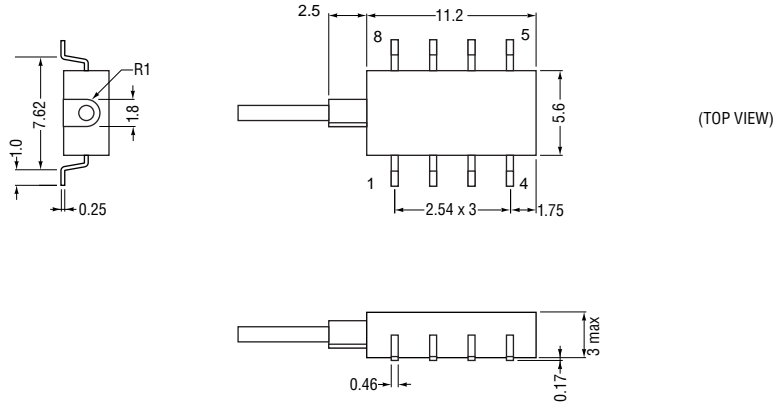
Contact Oki Semiconductor sales office for reliability report.

Connector and Fiber Specifications

Connector	FC-PC, SC-PC, MUJ-PC etc
Fiber	1.31-μm single-mode fiber Diameter: 0.9 mm Color: Dark blue Bending Radius: 20 mm (minimum) Heat resistant Length: Options (contact Oki Semiconductor)

PACKAGE DIMENSIONS

(Units: mm)



Pin Configuration

Pin No.	Description	Pin No.	Description
01	V _{CC}	05	Output (+)
02	GND	06	NC
03	GND	07	NC
04	Output (-)	08	GND

Notes:

Oki Semiconductor

OD9602N Photo Diode Preamp Module

622 Mbps InGaAs Technology (+ 3.3 V)

introduction

Oki Semiconductor's OD9602N PD Preamp Module is a surface-mount 1.3- μ m, InGaAs PIN photo diode combined with a transimpedance amplifier. This OD9602N is designed to operate at 622 Mbps in STM4/OC12 environments. This photo diode uses a single + 3.3-V power supply and provides a differential output signal. It is available in an 8-pin Mini-Dil package and is coupled to a single-mode fiber with a pigtail.

FEATURES

- Surface-mount Mini-Dil package
- Low cost
- 622 Mbps operation
- Peak-sensitivity wavelength: 1300 nm

APPLICATION

- Optical transmission modules (receiver section)
- Optical receivers
- Inter-office interconnect
- Ethernet

ELECTICAL CHARACTERISTICS

Absolute Maximum Ratings (ambient temperature Ta=25°C unless otherwise noted)

Parameter	Symbol	Ratings	Units
Supply Voltage	Vs	5.5	V
Incident Optical Power	P _{IOP}	4	dBm
Operating Case Temperature	Topr	- 40 to + 85	°C
Storage Temperature	Tstg	- 40 to + 85	°C
Soldering Profile	Tsol	230 (30)	°C (sec)

Exceeding these maximum ratings could cause immediate damage or lead to permanent deterioration of the device

Optical and Electrical Characteristics (Ta=25°C, V_{CC}=3.3 V, λ=1310 nm unless otherwise noted)

Parameter	Test Conditions	Min.	Typ.	Max.	Units
Supply Voltage	-	+3.0	+3.3	+3.6	V
Supply Current	-	12	25	35	mA
Low Frequency Cutoff	-3 dBm Pin= -23 dBm, fr = 50 MHz	-	-	150	kHz
Sensitivity	BER < 10 ⁻¹⁰ (See note 1)	-	-33.2	-	dBm
Differential Output Voltage	Pin= -3 dBm	-	-	950	mV
Optical Modulation Bandwidth	-3 dBm Pin= - 22 dBm, fr = 50 MHz	450	590	-	MHz
Differential Responsivity	Differential, measured with -22 dBm input signal	3.7	-	6.8	kV / W

Notes:

Data rate: 1.25 Gbps. Data sequence: PRBS 2²³ -1.

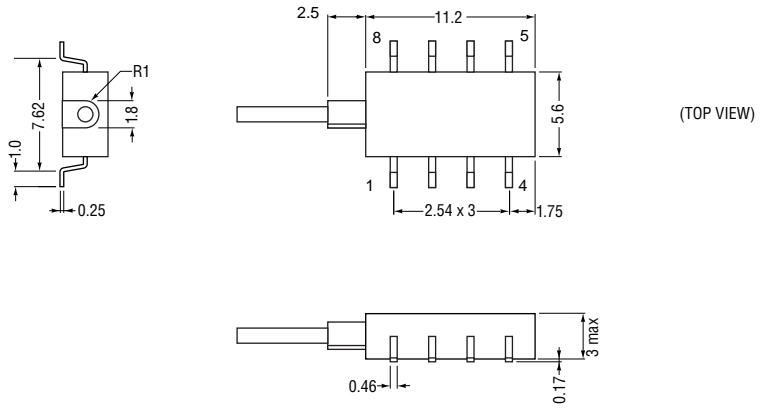
Contact Oki Semiconductor sales office for reliability report.

Connector and Fiber Specifications

Connector	FC-PC, SC-PC, MUJ-PC etc
Fiber	1.31-μm single-mode fiber Diameter: 0.9 mm Color: Dark blue Bending Radius: 20 mm (minimum) Heat resistant Length: Options (contact Oki Semiconductor)

PACKAGE DIMENSIONS

(Units: mm)



Pin Configuration

Pin No.	Description	Pin No.	Description
01	V _{CC}	05	Output (+)
02	GND	06	NC
03	GND	07	GND
04	Output (-)	08	GND

Notes:

Oki Semiconductor

OD9604N Photo Diode Preamp Module

2.488 Gbps InGaAs Technology (+ 3.3 V)

INTRODUCTION

Oki Semiconductor's OD9604N PD Preamp Module is a surface-mount 1.3- μm , InGaAs PIN photo diode combined with a transimpedance amplifier. This OD9604N is designed to operate at 2.488 Gbps in STM16/OC48 environments. This photo diode uses a single + 3.3-V power supply and provides a differential output signal. It is available in an 8-pin Mini-Dil package and is coupled to a single-mode fiber with a pigtail.

FEATURES

- Surface mount Mini-Dil package
- Low cost
- 2.488 Gbps operation
- Peak-sensitivity wavelength: 1300 nm

APPLICATION

- High-speed optical transmission modules (receiver section)
- High-speed optical receivers
- Inter-office interconnect
- Gigabit Ethernet

ELECTICAL CHARACTERISTICS

Absolute Maximum Ratings (ambient temperature Ta=25°C unless otherwise noted)

Parameter	Symbol	Ratings	Units
Supply Voltage	VS	6	V
Optical Input Power	P _{IOP}	4	mW
Operating Case Temperature (Ta)	T _{opr}	- 40 to + 85	°C
Storage Temperature	T _{stg}	- 40 to + 85	°C
Soldering Profile	T _{sol}	260 (10)	°C (sec)

Exceeding these maximum ratings could cause immediate damage or lead to permanent deterioration of the device.

Optical and Electrical Characteristics (Ta=25°C, V_{CC}=3.3 V, λ=1310 nm unless otherwise noted)

Parameter	Test Conditions	Min.	Typ.	Max.	Units
Supply Voltage	-	+3.0	+3.3	+3.6	V
Supply Current	-	-	26	50	mA
Optical Modulation Bandwidth	f _{3 dB}	1400	-	-	MHz
Responsivity	Differential, measured with -17 dBm input signal	1230	-	1860	V / W
Input Current before Clipping	-	-16	-	-	dBm
Differential Output Voltage	-	185	250	415	mVp-p
Sensitivity	BER < 10 ⁻¹⁰ (See note)	-	-23.0	-	dBm
Optical Overload	AC Input	-2	-	-	dBm
Low Frequency Cutoff	f _{3 dB}	-	44	-	kHz

Notes:

Data rate: 1.25 Gbps. Data sequence: PRBS 2²³-1.

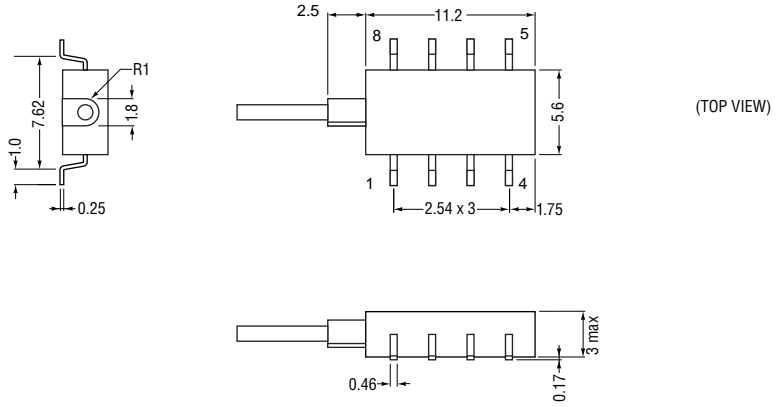
Contact Oki Semiconductor sales office for reliability report.

Connector and Fiber Specifications

Connector	FC-PC, SC-PC, MUJ-PC etc
Fiber	1.31-μm single-mode fiber Diameter: 0.9 mm Color: Dark blue Bending Radius: 20 mm (minimum) Heat resistant Length: Options (contact Oki Semiconductor)

PACKAGE DIMENSIONS

(Units: mm)



Pin Configuration

Pin No.	Description	Pin No.	Description
01	V_{CC}	05	Output (-)
02	GND	06	NC
03	GND	07	GND
04	Output (+)	08	GND

Notes:

The information contained herein can change without notice owing to product and/or technical improvements.

Please make sure before using the product that the information you are referring to is up-to-date.

The outline of action and examples of application circuits described herein have been chosen as an explanation of the standard action and performance of the product. When you actually plan to use the product, please ensure that the outside conditions are reflected in the actual circuit and assembly designs.

Oki assumes no responsibility or liability whatsoever for any failure or unusual or unexpected operation resulting from misuse, neglect, improper installation, repair, alteration or accident, improper handling, or unusual physical or electrical stress including, but not limited to, exposure to parameters outside the specified maximum ratings or operation outside the specified operating range.

Neither indemnity against nor license of a third party's industrial and intellectual property right, etc. is granted by us in connection with the use of product and/or the information and drawings contained herein. No responsibility is assumed by us for any infringement of a third party's right which may result from the use thereof.

When designing your product, please use our product below the specified maximum ratings and within the specified operating ranges, including but not limited to operating voltage, power dissipation, and operating temperature.

The products listed in this document are intended for use in general electronics equipment for commercial applications (e.g., office automation, communication equipment, measurement equipment, consumer electronics, etc.). These products are not authorized for use in any system or application that requires special or enhanced quality and reliability characteristics nor in any system or application where the failure of such system or application may result in the loss or damage of property or death or injury to humans. Such applications include, but are not limited to: traffic control, automotive, safety, aerospace, nuclear power control, and medical, including life support and maintenance.

Certain parts in this document may need governmental approval before they can be exported to certain countries. The purchaser assumes the responsibility of determining the legality of export of these parts and will take appropriate and necessary steps, at their own expense, for export to another country.

Copyright 2000 Oki Semiconductor

Oki Semiconductor reserves the right to make changes in specifications at anytime and without notice. This information furnished by Oki Semiconductor in this publication is believed to be accurate and reliable. However, no responsibility is assumed by Oki Semiconductor for its use; nor for any infringements of patents or other rights of third parties resulting from its use. No license is granted under any patents or patent rights of Oki.



Oki REGIONAL SALES OFFICES

Northwest Area

785 N. Mary Avenue
Sunnyvale, CA 94086
Tel: 408/720-8940
Fax: 408/720-8965

North Central Area

300 Park Blvd.
Suite 365
Itasca, IL 60143
Tel: 630/250-1313
Fax: 630/250-1414

Northeast Area

138 River Road
Shattuck Office Center
Andover, MA 01810
Tel: 978/688-8687
Fax: 978/688-8896

Southwest Area

2302 Martin Street
Suite 250
Irvine, CA 92715
Tel: 949/752-1843
Fax: 949/752-2423

Southeast Area

1590 Adamson Parkway
Suite 220
Morrow, GA 30260
Tel: 770/960-9660
Fax: 770/960-9682

Oki Web Site:

<http://www.okisemi.com>

For Oki Literature:

*Call toll free 1-800-OKI-6388
(6 a.m. to 5 p.m. Pacific Time)*

Oki Stock No: 320191-001



Oki Semiconductor

Corporate Headquarters

785 N. Mary Avenue
Sunnyvale, CA 94086-2909
Tel: 408/720-1900
Fax: 408/720-1918