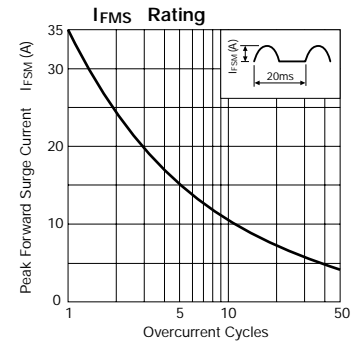
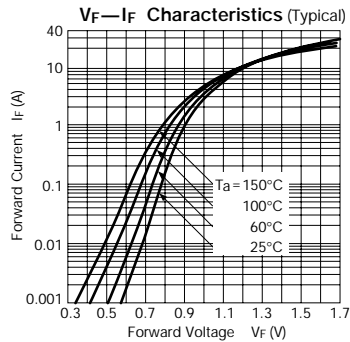
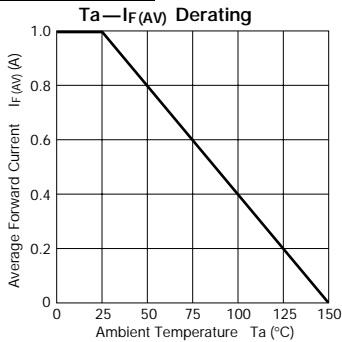


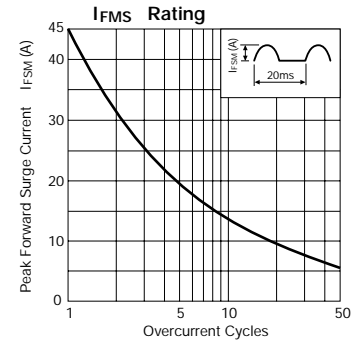
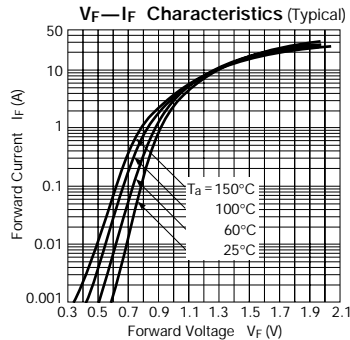
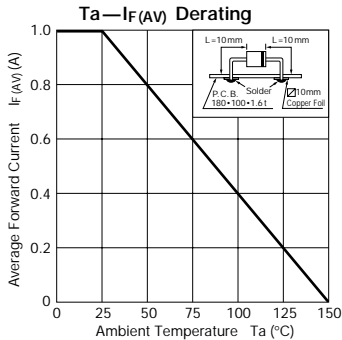
# Rectifier Diodes

Type No.	Parameter	Absolute Maximum Ratings					Electrical Characteristics (Ta = 25°C)				Others		
		V <sub>RM</sub> (V)	I <sub>F(AV)</sub> (A)	I <sub>F(SM)</sub> (A)	T <sub>J</sub> (°C)	T <sub>stg</sub> (°C)	V <sub>F</sub> (V)		I <sub>R</sub> (μA)	I <sub>R</sub> (H) (μA)	R <sub>th(j-ℓ)</sub> (°C/W)	Mass (g)	Fig.
				50Hz Half-cycle Sinewave Single Shot			max	I <sub>F</sub> (A)	V <sub>R</sub> = V <sub>RM</sub> max	V <sub>R</sub> = V <sub>RM</sub> Ta = 100°C max			
AM01Z	200	1.0	35	-40 to +150	0.98	1.0	10	50	22	0.13	Ⓐ		
AM01	400												
AM01A	600												
EM01Z	200	1.0	45		0.97	1.0	10	50	20	0.2	Ⓑ		
EM01	400												
EM01A	600												
EM 1Y	100	1.0	45		0.97	1.0	20	100	17	0.3	Ⓒ		
EM 1Z	200												
EM 1	400												
EM 1A	600												
EM 1B	800												
EM 1C	1000												

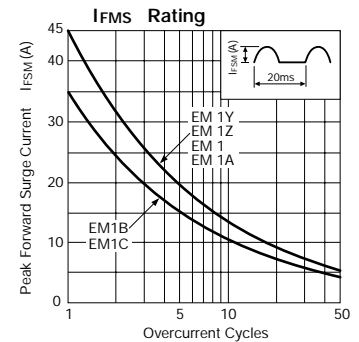
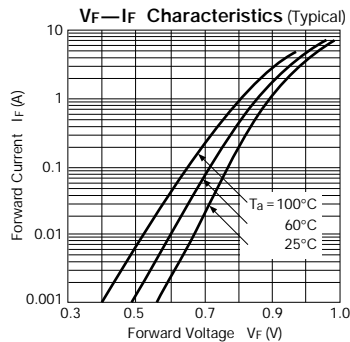
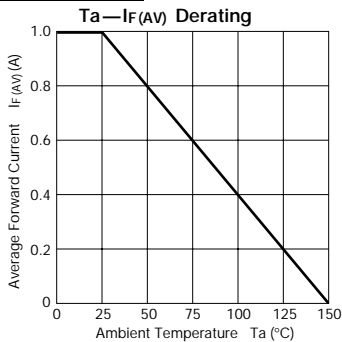
## AM01 series



## EM01 series



## EM 1 series



## External Dimensions

(Unit: mm)

Flammability:  
UL94V-0 or Equivalent

