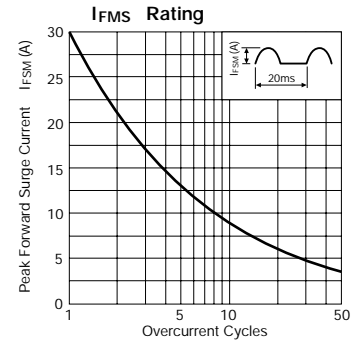
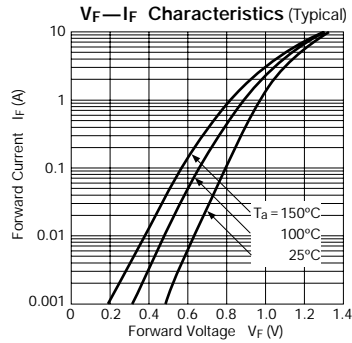
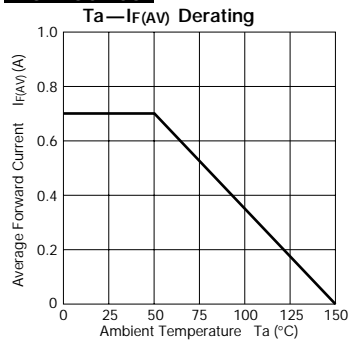


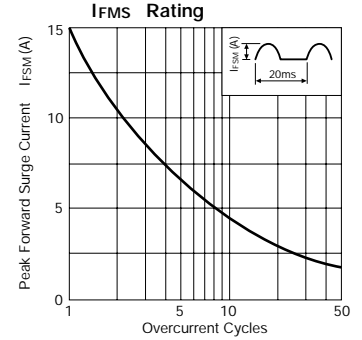
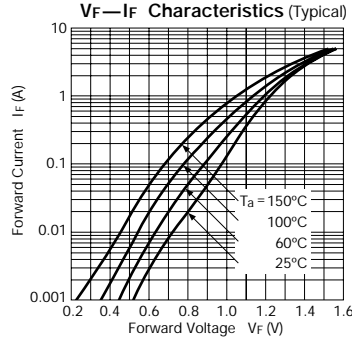
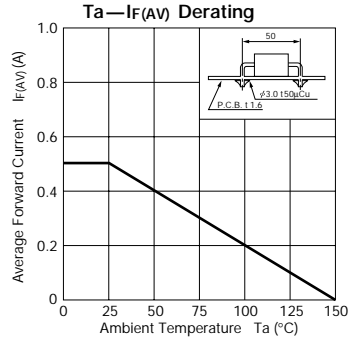
Fast-Recovery Rectifier Diodes

Parameter Type No.	Absolute Maximum Ratings					Electrical Characteristics (Ta=25°C)								Others		
	VRM (V)	IF(AV) (A)	IFSM (A) 50Hz Half-cycle Sinewave Single Shot	TJ (°C)	Tstg (°C)	VF (V)		IR (μA)	IR (H) (μA)	trr (μs)		trr (μs)		Rth (j-ℓ) (°C/W)	Mass (g)	Fig.
						max	IF (A)	VR=VRM max	VR=VRM Ta=100°C max	IF/IRP (mA)	IF/IRP (mA)					
RS 1A	600	0.7	30	-40 to +150		2.5	0.8	10	200	1.5	10/10	0.6	10/20	20	0.4	Ⓐ
RS 1B	800															
AU01Z	200	0.5	15			1.7	0.5	10	150	0.4	10/10	0.18	10/20	22	0.13	Ⓑ
AU01	400															
AU01A	600															
AU02Z	200	0.8	25			1.3	0.8	10	250	0.4	10/10	0.18	10/20	22	0.13	
AU02	400															
AU02A	600															

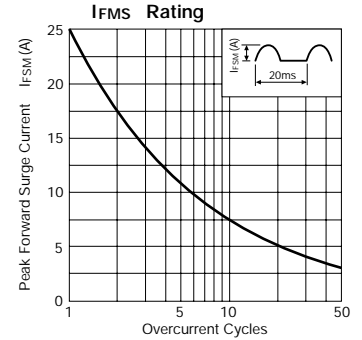
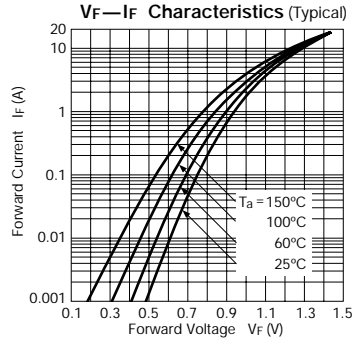
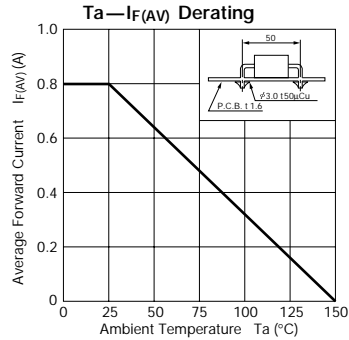
RS 1 series



AU01 series



AU02 series



External Dimensions

(Unit: mm)

Flammability:
UL94V-0 or Equivalent

