



2W005GM THRU 2W10GM

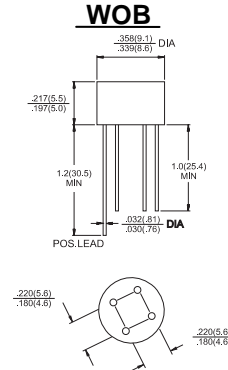
Single Phase 2.0 AMPS. Glass Passivated Bridge Rectifiers



Voltage Range
50 to 1000 Volts
Current
2.0 Amperes

Features

- ✧ UL Recognized File # E-96005
- ✧ Glass passivated junction
- ✧ High surge current capability
- ✧ Ideal for printed circuit board
- ✧ Reliable low cost construction technique results in inexpensive product
- ✧ High temperature soldering guaranteed:
260°C / 10 seconds / 0.375" (9.5mm)
lead length at 5 lbs. (2.3 Kg) tension
- ✧ Weight: 1.10 grams



Dimensions in inches and (millimeters)

Maximum Ratings and Electrical Characteristics

Rating at 25°C ambient temperature unless otherwise specified.

Single phase, half wave, 60 Hz, resistive or inductive load.

For capacitive load, derate current by 20%

Type Number	Symbol	2W 005GM	2W 01GM	2W 02GM	2W 04GM	2W 06GM	2W 08GM	2W 10GM	Units
Maximum Recurrent Peak Reverse Voltage	V_{RRM}	50	100	200	400	600	800	1000	V
Maximum RMS Voltage	V_{RMS}	35	70	140	280	420	560	700	V
Maximum DC Blocking Voltage	V_{DC}	50	100	200	400	600	800	1000	V
Maximum Average Forward Rectified Current @ $T_A = 50^\circ\text{C}$	$I_{(AV)}$	2.0							A
Peak Forward Surge Current, 8.3 ms Single Half Sine-wave Superimposed on Rated Load (JEDEC method)	I_{FSM}	50							A
Maximum Instantaneous Forward Voltage @ 2.0A	V_F	1.1							V
Maximum DC Reverse Current @ $T_A=25^\circ\text{C}$ at Rated DC Blocking Voltage @ $T_A=125^\circ\text{C}$	I_R	10 500							μA μA
Typical Thermal Resistance (Note)	$R_{\theta JA}$ $R_{\theta JL}$	40 15							$^\circ\text{C}/\text{W}$
Operating Temperature Range	T_J	-55 to +150							$^\circ\text{C}$
Storage Temperature Range	T_{STG}	-55 to +150							$^\circ\text{C}$

Note: Thermal Resistance from Junction to Ambient and from Junction to Lead at 0.375" (9.5mm) Lead Length for P.C.B. Mounting.

RATINGS AND CHARACTERISTIC CURVES (2W005GM THRU 2W10GM)

FIG.1- MAXIMUM NON-REPETITIVE FORWARD SURGE CURRENT PER BRIDGE ELEMENT

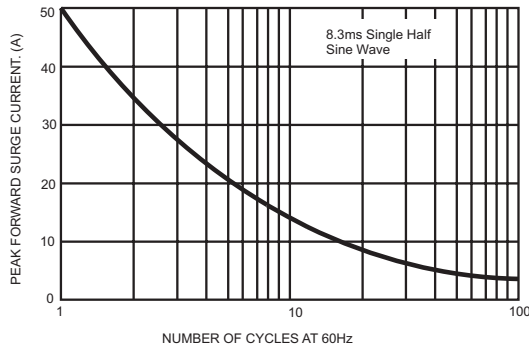


FIG.2- MAXIMUM FORWARD CURRENT DERATING CURVE

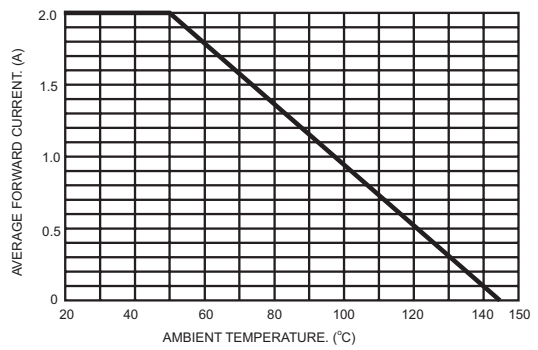


FIG.3- TYPICAL FORWARD CHARACTERISTICS

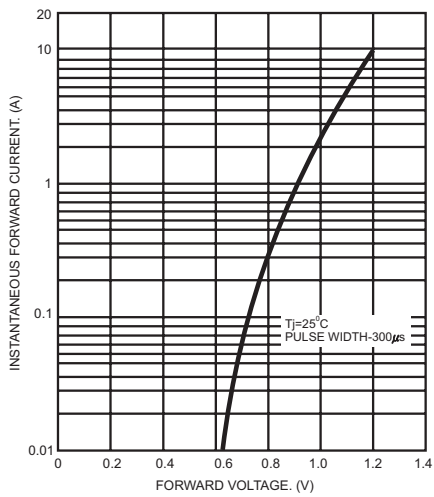


FIG.4- TYPICAL REVERSE CHARACTERISTICS

