


Features

- Boxed Power Supplies with Screw Terminal Block
- Single- and Triple Output Models
- EMI Compliance with EN 55022 and FCC Part 15, Level B
- Short Circuit Protection
- Overvoltage Protection
- High Efficiency
- Industrial Grade Components
- 2 Year Product Warranty



The SXI-series are very compact switching power supplies for cost critical applications. They deliver 15 to 150 W of continuous power. Use of high quality components and good thermal dissipation make them a very reliable product with a calculated MTBF up to 200'000 h.

Models with Single Output

Ordercode	Output Power, max	Output Voltage	Output Current max.
SXI 15-03S SXI 15-05S SXI 15-12S SXI 15-24S	15 Watt	3.3 VDC 5 VDC 12 VDC 24 VDC	3.0 A 3.0 A 1.3 A 0.7 A
SXI 30-03S SXI 30-05S SXI 30-12S SXI 30-24S	30 Watt	3.3 VDC 5 VDC 12 VDC 24 VDC	6.0 A 6.0 A 2.6 A 1.4 A
SXI 50-03S SXI 50-05S SXI 50-12S SXI 50-24S	50 Watt	3.3 VDC 5 VDC 12 VDC 24 VDC	10.0 A 9.5 A 4.2 A 2.2 A
SXI 100-05S SXI 100-12S SXI 100-24S	100 Watt	5 VDC 12 VDC 24 VDC	20.0 A 8.4 A 4.4 A
SXI 150-05S SXI 150-12S SXI 150-24S	150 Watt	5 VDC 12 VDC 24 VDC	30.0 A 12.5 A 6.5 A

Models with Multioutput

Ordercode	Output Power	Output1 (floating)	Output 2	Output 3
SXI 15-0522T SXI 15-0533T	15 Watt	5 VDC/ 1.5 A 5 VDC/ 1.5 A	+12 VDC/ 0.6 A +15 VDC/ 0.5 A	-12 VDC /0.4 A -15 VDC /0.3 A
SXI 30-0522T SXI 30-0533T	30 Watt	5 VDC/ 4.0 A 5 VDC/ 4.0 A	+12 VDC/ 1.2 A +15 VDC/ 1.0 A	-12 VDC /0.6 A -15 VDC /0.5 A
SXI 50-0522T SXI 50-0522T	50 Watt	5 VDC/ 6.0 A 5 VDC/ 6.0 A	+12 VDC/ 1.5 A +15 VDC/ 1.2 A	-12 VDC /0.8 A -15 VDC /0.7 A

Input Specifications

Input voltage range		170 – 264 VAC
Input frequency		47 – 63 Hz
Input current (at full load)	SXI 15 SXI 30 SXI 50 SXI 100 SXI 150	0.24 A typ. 0.46 A typ. 0.75 A typ. 0.65 A typ. 1.00 A typ.
Inrush current at 25°C (< 2ms)	SXI 15/30 SXI 50 SXI 100/150	20 A typ. 28 A typ. 15 A typ.
Start-up time		100 ms max.

Output Specifications

Output voltage adjustment range	– Single output models – Multioutput models (Output 1) (Output 2 & 3)	± 10 % ± 5 % ± 5 % (Factory set/ fixed)
Regulation	– Input variation – Load variation (10 – 90%)	± 0.2 % max. ± 0.5 % max.
Ripple and noise (20Mhz Bandwidth)		80 mV pk-pk max.
Output current limitation		120 – 140 % Inom.
Overload protection mode		constant current
Over voltage protection (only ooutput 1)		110 – 130 % Vout nom.
Capacitive load		10'000 µF

All specifications valid at nominal input voltage, full load and +25°C after warm-up time unless otherwise stated.

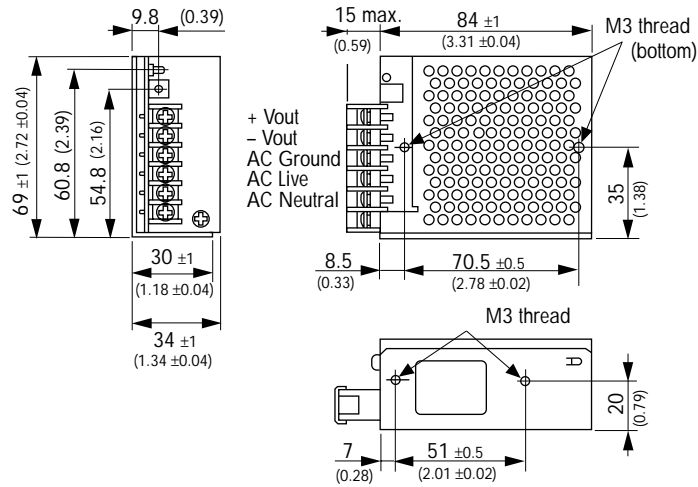
General Specifications

Temperature ranges	<ul style="list-style-type: none"> - Operating - Derating above 50°C - Storage (non operating) 	<ul style="list-style-type: none"> - 10 °C...+ 60 °C ambient temp. max. - 4% /°C - 20 °C...+ 85 °C
Temperature coefficient		0.01 % / °C
Efficiency		70 – 80 % (depending on model)
Humidity (non condensing)		85 % rel max.
Switching frequency		100 kHz typ. (Puls width modulation PWM)
Hold-up time		50 ms typ.
Isolation voltage	<ul style="list-style-type: none"> - Input/ Output - Input/ Case - Output/ Case 	<ul style="list-style-type: none"> 3'000 VAC 1'500 VAC 500 VAC
Reliability /calculated MTBF (MIL-HDBK-217E)		> 200'000 h @ 25°C
Electromagnetic compatibility (EMC), Emissions	<ul style="list-style-type: none"> - Conducted RI suppression 	EN 55022, class B, FCC part 15, level B
Safety standards		IEC 60950, EN 60950
Case material		Stainless steel

All specifications valid at nominal input voltage, full load and +25°C after warm-up time unless otherwise stated.

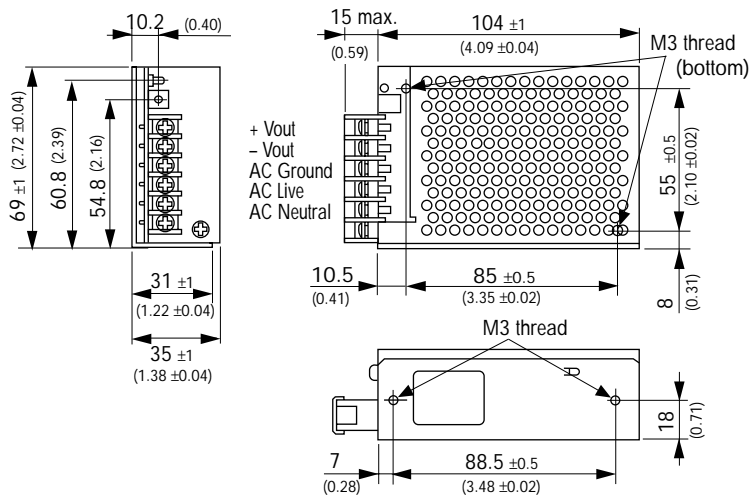
Outline Dimensions mm (inches)

SXI 15
Single output



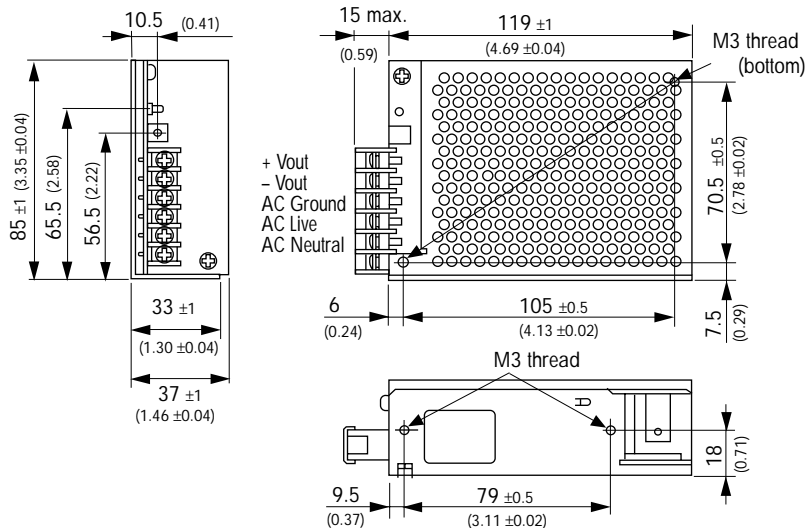
Weight:
180 g (0.40 lb)

SXI 30
Single output



Weight:
200 g (0.44 lb)

SXI 50
Single output

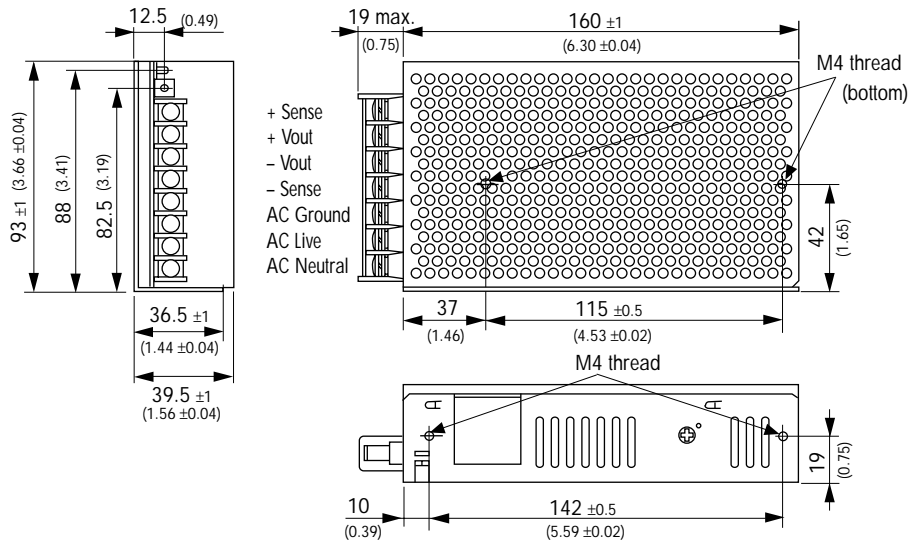


Weight:
290 g (0.64 lb)

Specifications can be changed without notice

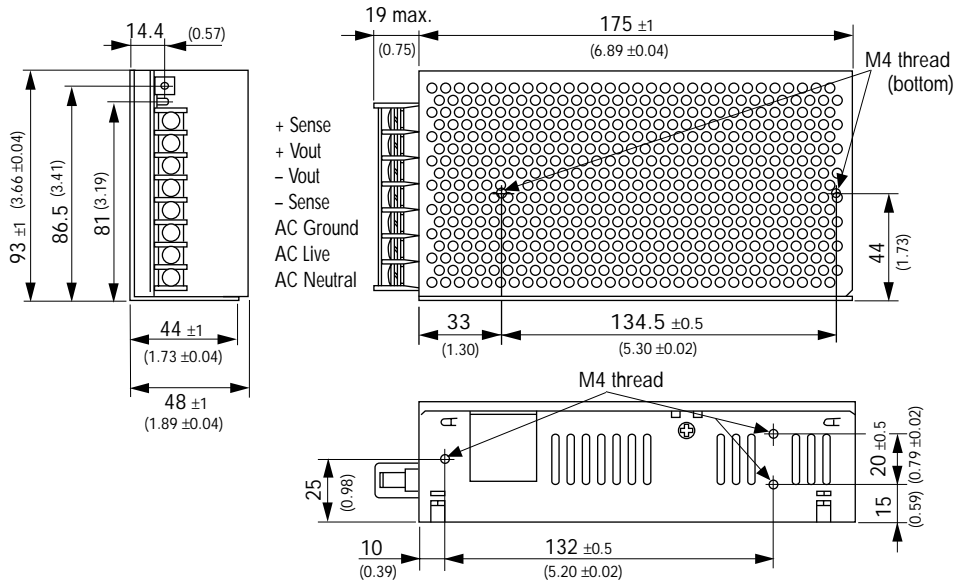
Outline Dimensions mm (inches)

**SXI 100
Single output**



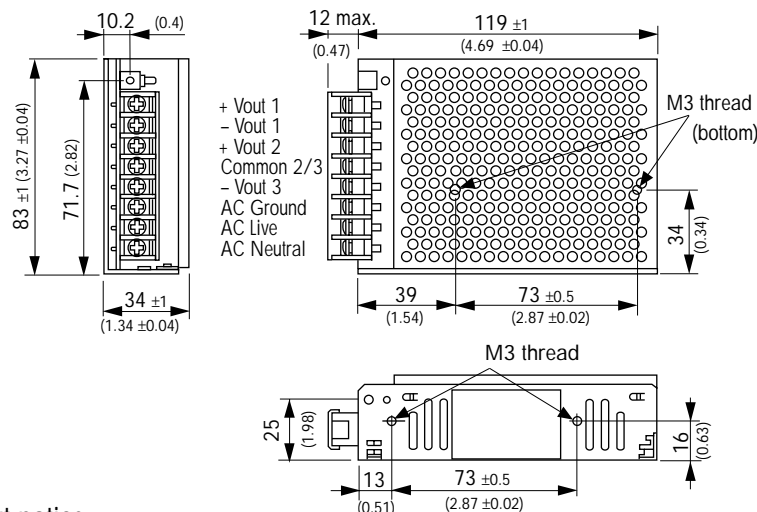
Weight:
550 g (1.21 lb)

**SXI 150
Single output**



Weight:
650 g (1.43 lb)

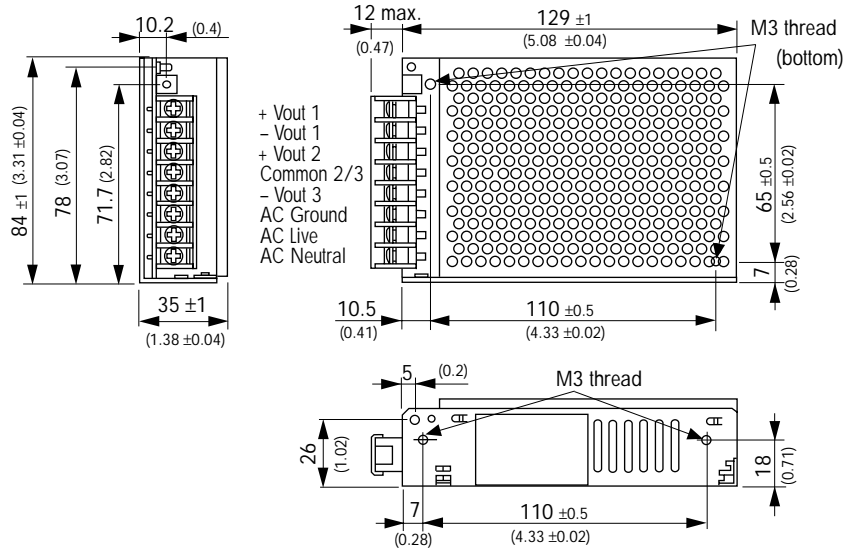
**SXI 15
Triple output**



Weight:
220 g (0.49 lb)

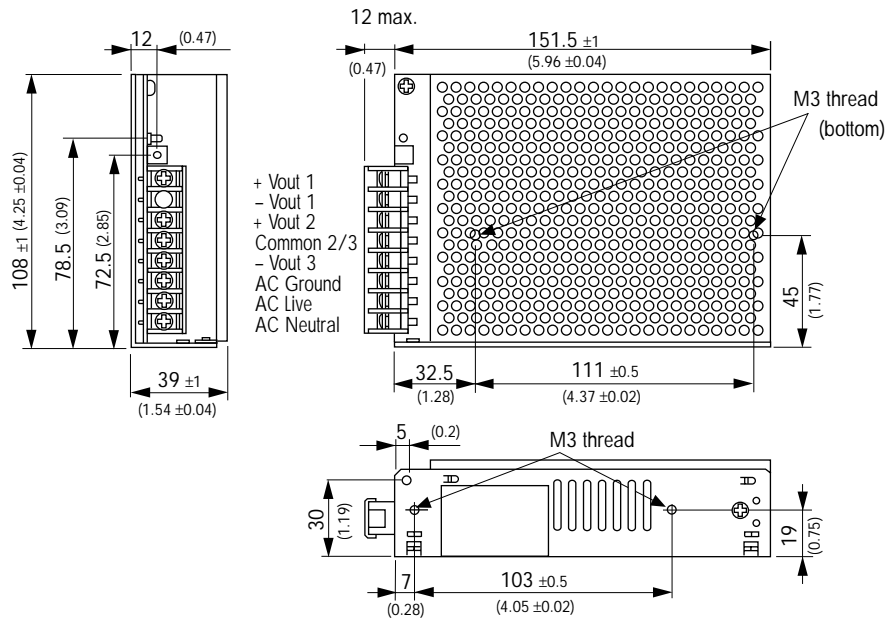
Outline Dimensions mm (inches)

**SXI 30
Triple output**



Weight:
280 g (0.62 lb)

**SXI 50
Triple output**



Weight:
490 g (1.08 lb)

Specifications can be changed without notice