

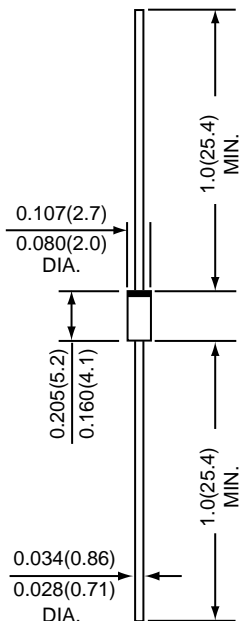


R1200 THRU R2000 HIGH VOLTAGE SILICON RECTIFIER

Reverse Voltage - 1200 to 2000 Volts

Forward Current - 0.2 to 0.5 Amperes

DO-204AL



*Dimensions in inches and (millimeters)



FEATURES

- * Low cost
- * Low leakage
- * Low forward voltage drop
- * High current capability

MECHANICAL DATA

Case : JEDEC DO-204AL molded plastic
Epoxy : UL 94V-O rate flame retardant
Lead : MIL-STD-202F method 208C guaranteed
Mounting Position : Any
Weight : 0.35 gram

MAXIMUM RATINGS AND ELECTRICAL CHARACTERISTICS

<i>Ratings at 25 °C ambient temperature unless otherwise specified.</i>	SYMBOLS	R1200	R1500	R1800	R2000	UNITS
Maximum repetitive peak reverse voltage	VRRM	50	100	200	400	Volts
Maximum RMS voltage	VRMS	35	70	140	280	Volts
Maximum DC blocking voltage	VDC	50	100	200	400	Volts
Maximum average forward rectified current at TA=50°C	I(AV)	0.5			0.2	Amps
Peak forward surge current 8.3ms single half sine-wave superimposed on rated load (JEDEC Method)	IFSM	30				Amps
Maximum instantaneous forward voltage at 0.5 / 0.2 A	VF	2.0			3.0	Volts
Maximum full load reverse current, full cycle average 0.375" (9.5mm) lead length at TL=75°C	IR(AV)	30				uA
Maximum DC reverse current at rated DC blocking voltage	IR	5.0			50	uA
		TA=25°C				
		TA=100°C				
Typical junction capacitance (NOTE)	CJ	30				pF
Operating junction and storage temperature range	TJ,TSTG	-65 to +175				°C

NOTES : Measured at 1.0 MHz and applied reverse voltage of 4.0 Volts

RATINGS AND CHARACTERISTIC CURVES R1200 THRU R2000

FIG.1 - FORWARD CURRENT DERATING CURVE

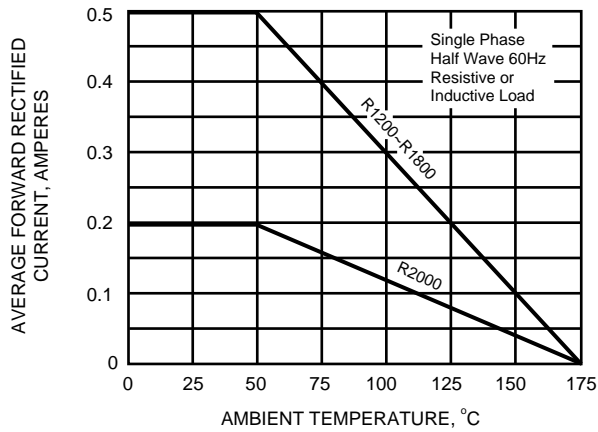


FIG.2 - MAXIMUM NON-REPETITIVE
PEAK FORWARD SURGE CURRENT

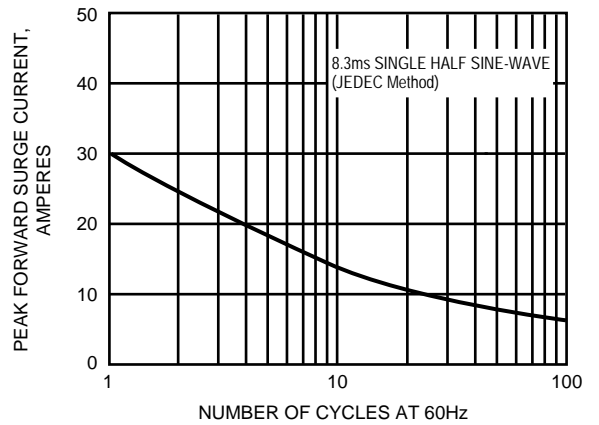


FIG.4 - TYPICAL REVERSE CHARACTERISTICS

