

UTC2SB772

PNP EPITAXIAL SILICON TRANSISTOR

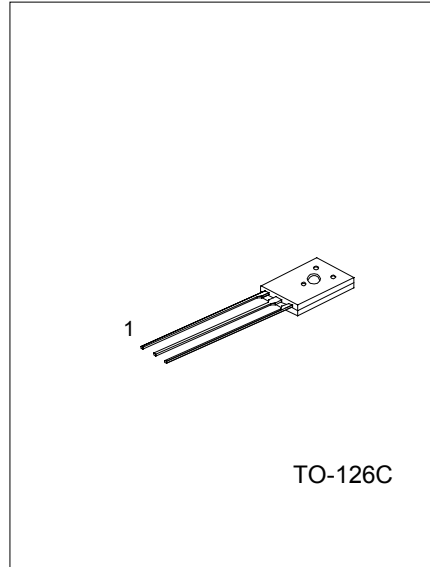
MEDIUM POWER LOW VOLTAGE TRANSISTOR

DESCRIPTION

The UTC 2SB772 is a medium power low voltage transistor, designed for audio power amplifier, DC-DC converter and voltage regulator.

FEATURES

- *High current output up to 3A
- *Low saturation voltage
- *Complement to 2SD882



1:EMITTER 2:COLLECTOR 3:BASE

ABSOLUTE MAXIMUM RATINGS (Ta=25°C ,unless otherwise specified)

PARAMETER	SYMBOL	VALUE	UNIT
Collector-Base Voltage	VCBO	-40	V
Collector-Emitter Voltage	VCEO	-30	V
Emitter-Base Voltage	VEBO	-5	V
Collector Dissipation(Tc=25°C)	Pc	10	W
Collector Dissipation(Ta=25°C)	Pc	1	W
Collector Current(DC)	Ic	-3	A
Collector Current(PULSE)	Ic	-7	A
Base Current	IB	-0.6	A
Junction Temperature	Tj	150	°C
Storage Temperature	TSTG	-55 ~ +150	°C

ELECTRICAL CHARACTERISTICS(Ta=25°C,unless otherwise specified)

PARAMETER	SYMBOL	TEST CONDITIONS	MIN	TYP	MAX	UNIT
Collector Cut-Off Current	ICBO	VCB=-30V,IE=0			-1000	nA
Emitter Cut-Off Current	IEBO	VEB=-3V,Ic=0			-1000	nA
DC Current Gain(note 1)	hFE1 hFE2	VCE=-2V,Ic=-20mA VCE=-2V,Ic=-1A	30 100	200 150	400	
Collector-Emitter Saturation Voltage	VCE(sat)	Ic=-2A,IB=-0.2A		-0.3	-0.5	V
Base-Emitter Saturation Voltage	VBE(sat)	Ic=-2A,IB=-0.2A		-1.0	-2.0	V
Current Gain Bandwidth Product	fT	VCE=-5V,Ic=-0.1A		80		MHz
Output Capacitance	Cob	VCB=-10V,IE=0,f=1MHz		45		pF

Note 1:Pulse test:PW<300μs,Duty Cycle<2%

UTC2SB772 PNP EPITAXIAL SILICON TRANSISTOR

CLASSIFICATION OF hFE2

RANK	Q	P	E
RANGE	100-200	160-320	200-400

TYPICAL PERFORMANCE CHARACTERISTICS

Fig.1 Static characteristics

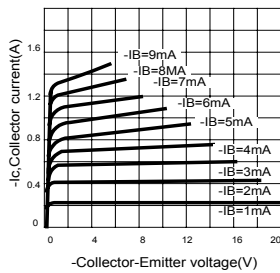


Fig.2 Derating curve of safe operating areas

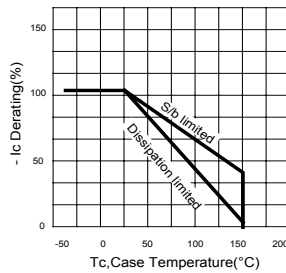


Fig.3 Power Derating

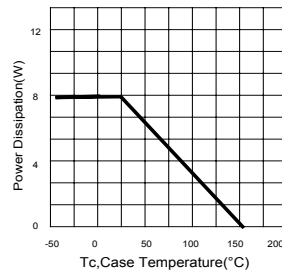


Fig.4 Collector Output capacitance

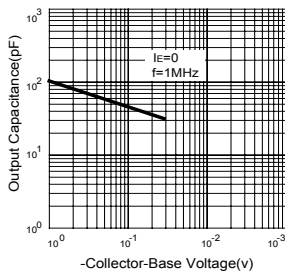


Fig.5 Current gain-bandwidth product

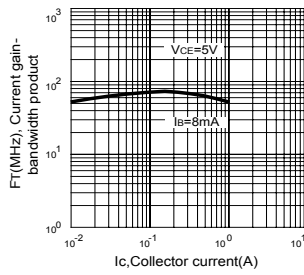


Fig.6 Safe operating area

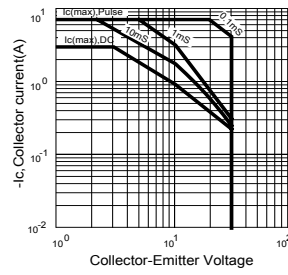


Fig.7 DC current gain

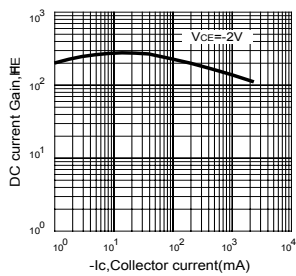
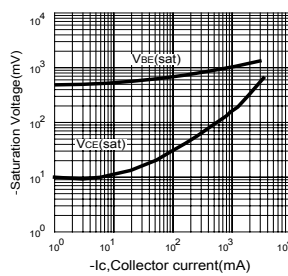


Fig.8 Saturation Voltage



UTC assumes no responsibility for equipment failures that result from using products at values that exceed, even momentarily, rated values (such as maximum ratings, operating condition ranges, or other parameters) listed in products specifications of any and all UTC products described or contained herein. UTC products are not designed for use in life support appliances, devices or systems where malfunction of these products can be reasonably expected to result in personal injury. Reproduction in whole or in part is prohibited without the prior written consent of the copyright owner. The information presented in this document does not form part of any quotation or contract, is believed to be accurate and reliable and may be changed without notice.