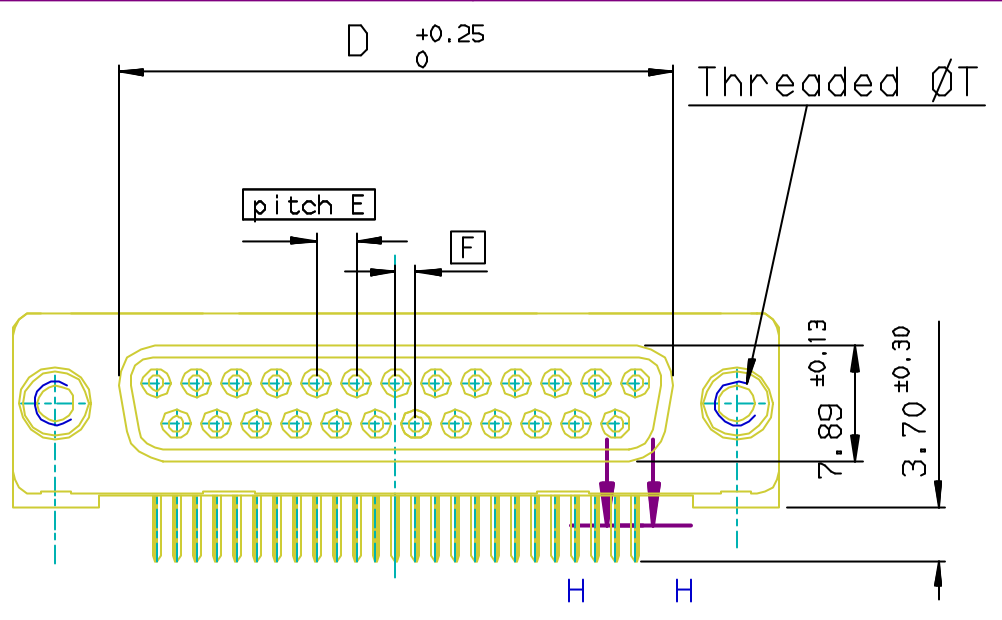
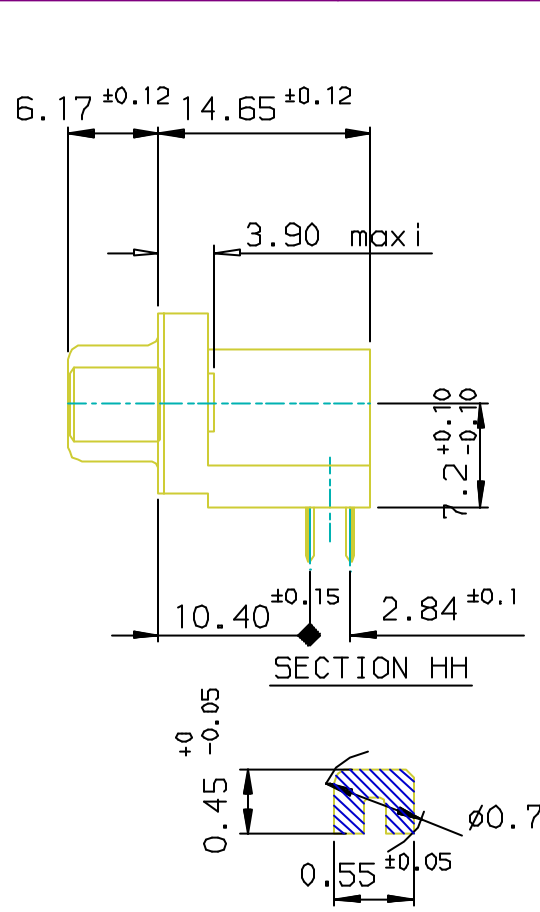
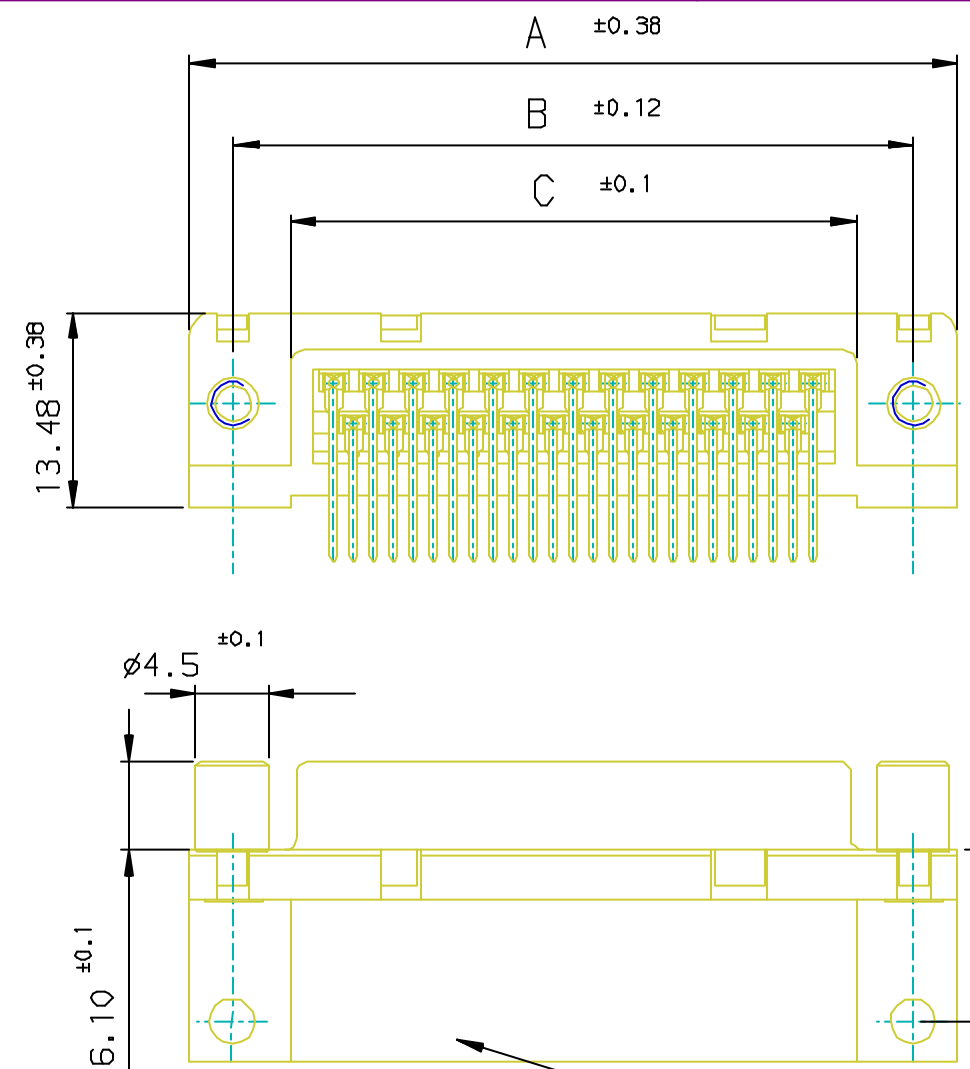
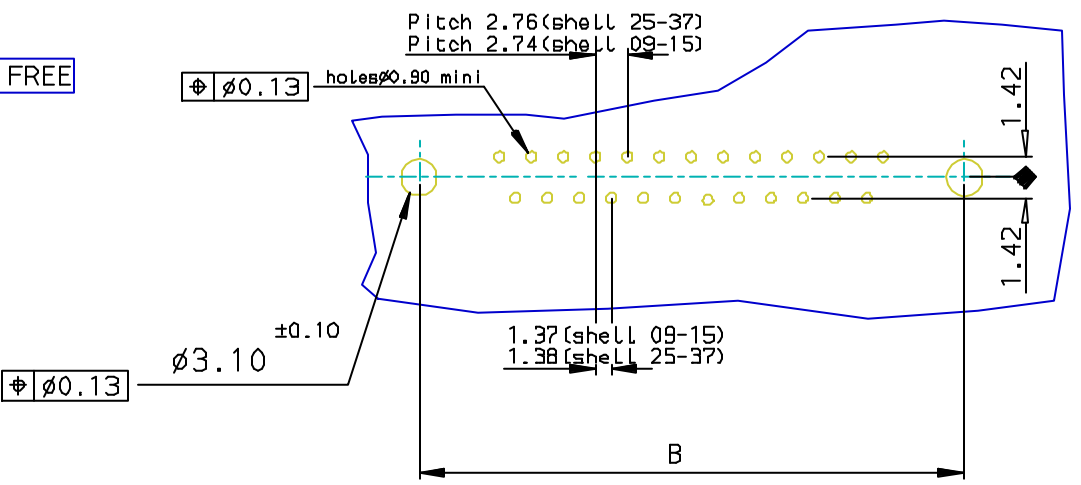




Copyright FCI.



PC card drilling dimensions(after plating)
(thickness 1.60±0.20mm)



Part Number & Date Code Printing

SHELL	A±0.38	B±0.12	C±0.10	D±0.25	G±0.25	Plating, 0.76µ AU	Plating, Flash AU
09	30.81	24.99	16.96	16.21	5.90	D09S23B6P*00**	D09S23B4P*00**
15	39.14	33.32	25.18	24.54	5.90	D15S23B6P*00**	D15S23B4P*00**
25	53.03	47.04	39.12	38.25	5.70	D25S23B6P*00**	D25S23B4P*00**
37	69.32	63.50	55.68	54.71	5.70	D37S23B6P*00**	D37S23B4P*00**

REQUIREMENTS

Technical characteristics:
 Shell: steel tin/Zinc Cr3 plated
 Insulators: self-extinguishing black polyester, UL class 94V0
 Contacts size 20, phosphor bronze, gold on mating end, bright tin on termination end over nickel on entire contact
 Cycles :500 for protection 6
 :200 for protection 4
 Harpoons: phosphor bronze, tin plated
 Metal plate for electrical continuity: brass, tin/Zinc Cr3 plated
 Female screw: brass, tin/Zinc Cr3 plated torque: 0.5N/m

Electrical characteristics:
 max. current rating: 5A
 Test voltage: 1000V
 Rated voltage: 300V
 Contact resistance: <15mΩ
 Shell resistance: <5mΩ
 Insulation resistance: >5000MΩ

Climatic characteristics:
 Operating temperature range: -55°C +125°C

Dimensions:
 in accordance with MIL-C-24308

LF FOR LEAD FREE

Threaded ØT M3 = I
 Threaded ØT 4.40 = V

FOR ROHS DETAILS REFER DWG. NO: C01-8646-0000

European Views

rev	ecn no	dr	date
B	105-0124	JS	2005/07/27
C	106-0074	SK	2006/06/08
-	-	-	-
-	-	-	-
-	-	-	-
-	-	-	-

www.fciconnect.com		surface ISO 1302 ✓	tolerance std ISO 406 ISO 1101	projection mm
TOLERANCES UNLESS OTHERWISE SPECIFIED				
Dr	JOHN SLEEBA	1999/05/17	ANGULAR	0.X ±0.1
Eng	GEORGE VJ	1999/05/17	LINEAR	0.XX ±0.1
Chr	GEORGE VJ	2005/07/27	0.XX* ±1*	0.XXX ±0.1
Appr	KVSD	2005/07/27	Product family	D-SUB Spec ref -
FCI		title SOCKET CONNECTOR DELTA D with female screw.		Rev. C
catalog no		DELTA-D		dwg no C01-8646-0677
		CUSTOMER		sheet 1 of 1

REV F - 2006-04-17