

Shrouded Headers
2.54 mm (0.100 in.)

Ordering Data

Base number specifies connector style _____ Number of positions (see table)

□ □ □ □ □ - X Y Y Y Z

Plating Options

Replace X in dash number with:
 1 - 1.27 μm (50 μin) Ni under 0.76 μm (30 μin) gold
 3 - 1.27 μm (50 μin) Ni under 1.27 μm (50 μin) gold
 5 - 1.27 μm (50 μin) Ni under 0.76 μm (30 μin) GXT™
 A - 1.27 μm (50 μin) Ni under all; with .76 μm (30 μin) Au on contact area, and SnPb on PCB interface. Au flash all other areas.*

B - 1.27 μm (50 μin) Ni under all; with .76 μm (30 μin) GXT™ on contact area, and SnPb on PCB interface. Au flash all other areas.*

C - 1.27 μm (50 μin) Ni under all; with 0.76 μm (30 μin.) Au on contact area, and SnPb on PCB interface. 0.76 μm (30 μin) Au on tail side contact area. Au flash all other areas.

Note, Available on C & D Tail Lengths only

D - 1.27 μm (50 μin) Ni under all; with .76 μm (30 μin) GXT™ on contact area, and SnPb on PCB interface. .76 μm (30 μin) GXT™ on tail side contact area, Au flash all other areas.

Note, Available on C & D Tail Lengths only.

*Available on A & G Tail Lengths only

Tail Length

Replace Z in dash number with:

- S - 2.54 mm (0.100in)
- J - 3.05 mm (0.120in)
- A - 4.50 mm (0.177in)
- H - 4.57 mm (0.180in)
- G - 3.05 mm (0.250in)
- C - 13.54 mm (0.533in)
- D - 18.63 mm (0.733in)

Base Number Option Menu

Base Number	Style	Platings Available	Tail Length
50006 (1)	Press Fit Pins, Vertical	1, 3, 5	A, G, C, D
50765 (1)	Press Fit Pins, Vertical, Duplex Plating	A, B, C, D	A, G, C, D
50012 (2)	Solder Tail Pins, Vertical	1, 3, 5	J, A, G, C, D
50773 (2)	Solder Tail Pins, Vertical, Duplex Plating	A, B	J, A
50119	Solder Tail Pins, Right Angle	1, 3, 5	H, J
50779	Solder Tail Pins, Right Angle, Duplex Plating	A	S
50428	Shroud, Pinless Header, Self-Retaining	X	X
50434	Shroud, Pinless Header, Slip On	X	X

(1) Request Select Load Worksheet, 50807 for FMLB options.

(2) Request Select Load Worksheet, 50810 for FMLB options.

Dash Number

Number of Positions	Dash Number (YYYYZ)	Dimensions					
		A		B		C	
		mm	in.	mm	in.	mm	in.
30	X030Z	44.45	1.750	36.83	1.450	22.86	0.900
33	X033Z	46.99	1.850	39.37	1.550	25.40	1.000
36	X036Z	49.53	1.950	41.91	1.650	27.94	1.100
39	X039Z	52.07	2.050	44.45	1.750	30.48	1.200
42	X042Z	54.61	2.150	46.99	1.850	33.02	1.300
45	X045Z	57.15	2.250	49.53	1.950	35.56	1.400
48	X048Z	59.69	2.350	52.07	2.050	38.10	1.500
51	X051Z	62.23	2.450	54.61	2.150	40.64	1.600
54	X054Z	64.77	2.550	57.15	2.250	43.18	1.700
57	X057Z	67.31	2.650	59.69	2.350	45.72	1.800
60	X060Z	69.85	2.750	62.23	2.450	48.26	1.900
63	X063Z	72.39	2.850	64.77	2.550	50.8	2.000
66	X066Z	74.93	2.950	67.31	2.650	53.34	2.100

Ordering data shown is for our standard product offering. For non-standard or custom products, contact your authorized Berg Electronics representative.

Ordering Data (cont'd)

Number of Positions	Dash Number (YYYYZ)	Dimensions					
		A		B		C	
		mm	in.	mm	in.	mm	in.
69	X069Z	77.47	3.050	69.85	2.750	55.88	2.200
72	X072Z	80.01	3.150	72.39	2.850	58.42	2.300
75	X075Z	82.55	3.250	74.93	2.950	60.96	2.400
78	X078Z	85.09	3.350	77.47	3.050	63.50	2.500
81	X081Z	87.63	3.450	80.01	3.150	66.04	2.600
84	X084Z	90.17	3.550	82.55	3.250	68.58	2.700
87	X087Z	92.71	3.650	85.09	3.350	71.12	2.800
90	X090Z	95.25	3.750	87.63	3.450	73.66	2.900
93	X093Z	97.79	3.850	90.17	3.550	76.20	3.000
96	X096Z	100.33	3.950	92.71	3.650	78.74	3.100
99	X099Z	102.87	4.050	95.25	3.750	81.28	3.200
102	X102Z	105.41	4.150	97.79	3.850	83.82	3.300
105	X105Z	107.95	4.250	100.33	3.950	86.36	3.400
108	X108Z	110.49	4.350	102.87	4.050	88.90	3.500
111	X111Z	113.03	4.450	105.41	4.150	91.44	3.600
114	X114Z	115.57	4.550	107.95	4.250	93.98	3.700
117	X117Z	118.11	4.650	110.49	4.350	96.52	3.800
120	X120Z	120.65	4.750	113.03	4.450	99.06	3.900
123	X123Z	123.19	4.850	115.57	4.550	101.60	4.000
126	X126Z	125.73	4.950	118.11	4.650	104.14	4.100
129	X129Z	128.27	5.050	120.65	4.750	106.68	4.200
132	X132Z	130.81	5.150	123.19	4.850	109.22	4.300
135	X135Z	133.35	5.250	125.73	4.950	111.76	4.400
138	X138Z	135.89	5.350	128.27	5.050	114.30	4.500
141	X141Z	138.43	5.450	130.81	5.150	116.84	4.600
144	X144Z	140.97	5.550	133.35	5.250	119.38	4.700
147	X147Z	143.51	5.650	135.89	5.350	121.92	4.800
150	X150Z	146.05	5.750	138.43	5.450	124.46	4.900
153	X153Z	148.59	5.850	140.97	5.550	127.00	5.000
156	X156Z	151.13	5.950	143.51	5.650	129.54	5.100
159	X159Z	153.67	6.050	146.05	5.750	132.08	5.200
162	X162Z	156.21	6.150	148.59	5.850	134.62	5.300
165	X165Z	158.75	6.250	151.13	5.950	137.16	5.400
168	X168Z	161.29	6.350	153.67	6.050	139.70	5.500
171	X171Z	163.83	6.450	156.21	6.150	142.24	5.600
174	X174Z	166.37	6.550	158.75	6.250	144.78	5.700
177	X177Z	168.91	6.650	161.29	6.350	147.32	5.800
180	X180Z	171.45	6.750	163.83	6.450	149.86	5.900
183	X183Z	173.99	6.850	166.37	6.550	152.40	6.000
186	X186Z	176.53	6.950	168.91	6.650	154.94	6.100
189	X189Z	179.07	7.050	171.45	6.750	157.48	6.200
192	X192Z	181.61	7.150	173.99	6.850	160.02	6.300
195	X195Z	184.15	7.250	176.53	6.950	162.56	6.400
198	X198Z	186.69	7.350	179.07	7.050	165.10	6.500
201	X201Z	189.23	7.450	181.61	7.150	167.64	6.600
204	X204Z	191.77	7.550	184.15	7.250	170.18	6.700
207	X207Z	194.31	7.650	186.69	7.350	172.72	6.800
210	X210Z	196.85	7.750	189.23	7.450	175.26	6.900
213	X213Z	199.39	7.850	191.77	7.550	177.80	7.000
216	X216Z	201.93	7.950	194.31	7.650	180.34	7.100
219	X219Z	204.47	8.050	196.85	7.750	182.88	7.200
222	X222Z	207.01	8.150	199.39	7.850	185.42	7.300
225	X225Z	209.55	8.250	201.93	7.950	187.96	7.400
228	X228Z	212.09	8.350	204.47	8.050	190.50	7.500
231	X231Z	214.63	8.450	207.01	8.150	193.04	7.600
234	X234Z	217.17	8.550	209.55	8.250	195.58	7.700
237	X237Z	219.71	8.650	212.09	8.350	198.12	7.800
240	X240Z	222.25	8.750	214.63	8.450	200.66	7.900



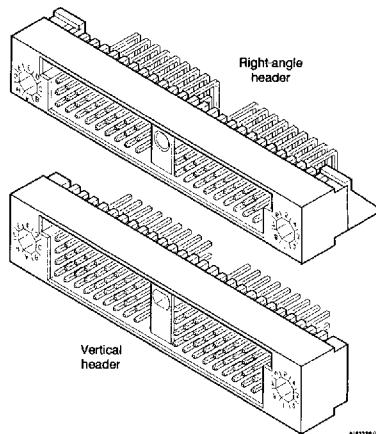
Ordering data shown is for our standard product offering. For non-standard or custom products, contact your authorized Berg Electronics representative.

PCB Mounted Headers and Shrouds

High Pin Count (HPC™)

2.54 mm (0.100 in.) Centerlines

3- and 4-Row Vertical and Right-Angle Headers Self-Retaining and Slip-On Shrouds 0, 1, and 2 Guide Pins




Features


- 3-Row: 30 through 450 positions.
- 4-Row: 40 through 600 positions.
- Polyphenylene sulfide (PPS) housing for IR and vapor-phase soldering.
- Plated with gold or Berg's exclusive GXT™ (palladium-nickel alloy with gold flash).
- Made with 0.64 mm (0.025 in.) drawn-wire pins.
- 3- and 4-row shrouds for all header sizes.
- All mounting brackets are pre-assembled.
- Hardware for mounting, power and static discharge, guidance, and keying.
- Radiused pin tip for lower insertion force.

Options

- Solder-tail or press-fit pins.
- Three mating pin lengths for first-make--last-break applications.
- Selective loading of pins.
- Various tail lengths.

Approvals and Certifications

 File no. E66906

 File no. LR46923

Mating Data

Berg Electronics Products	Page
▪ HPC™ Right-Angle Receptacles	17-18

Application Equipment

Berg Electronics Products	Page
▪ HPC™ Header Installation Kit	17-51

Technical Data

Materials

- Housing Glass-filled PPS (UL-94 V-0)
 - ▶ Color Black
- Pin Phosphor-bronze, 3/4 hard per ASTM B-159

Electrical Performance

- Insulation resistance..... $\geq 1000 \text{ M}\Omega$ after environmental test conditions
- Withstanding voltage $\geq 1000 \text{ V ac rms}$, 60 Hz at sea level
- Current rating
 - ▶ All contacts powered 1.0 amp continuous per contact
 - ▶ One contact powered 3.0 amp continuous per contact

- Contact resistance $< 20 \text{ m}\Omega$ (mated system) after environmental conditions

Mechanical Performance

- Normal force 0.54 N (60 gf) typical; 0.49 N (50 gf) min, 200 kpsi Hertz stress

Environmental Properties

- Temperature range -65°C to $+125^\circ\text{C}$

Packaging

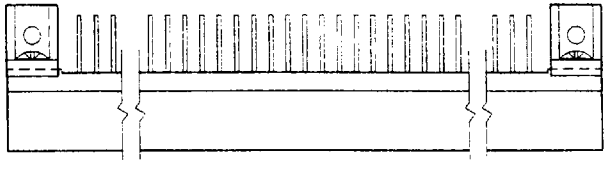
- Antistatic tubes

Customer Support Materials

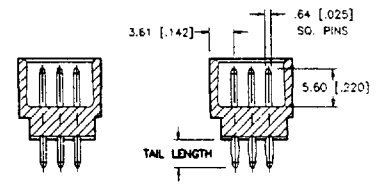
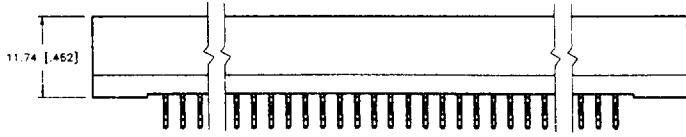
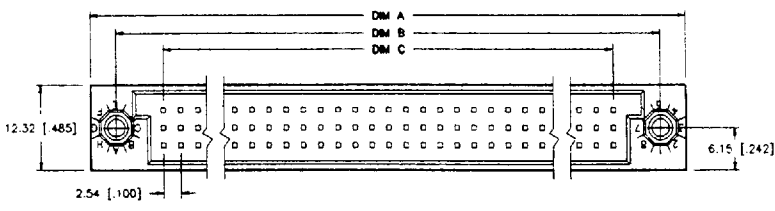
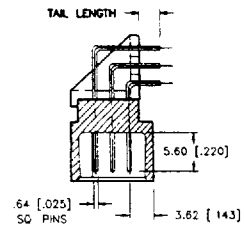
Description	Order No.	Description	Order No.
Customer Product Drawings.....	By Part No.	Product Samples.....	Upon Request
Product Specifications.....	BUS-12-090		

9005411 0002686 286

Description
3-Row Vertical and Right-Angle Headers
Compliant Press-Fit or Solder-Tail Pins
No Guide Hole



R/A STYLE, SOLDER TAIL PINS ONLY



SOLDER TAIL PINS PRESS FIT PINS