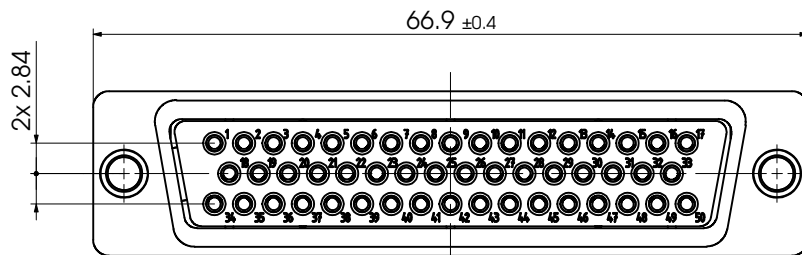
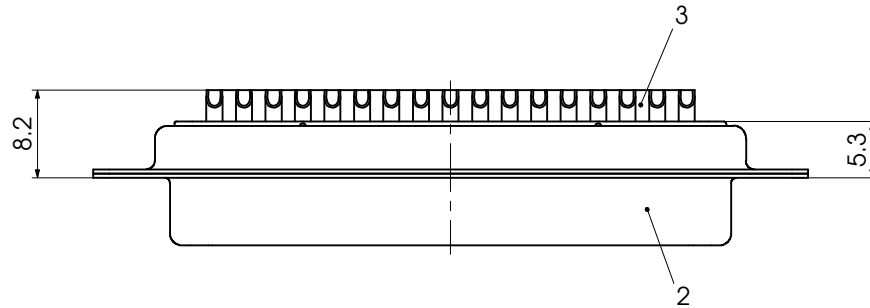
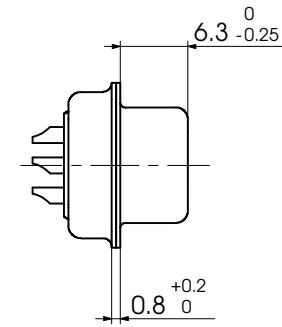
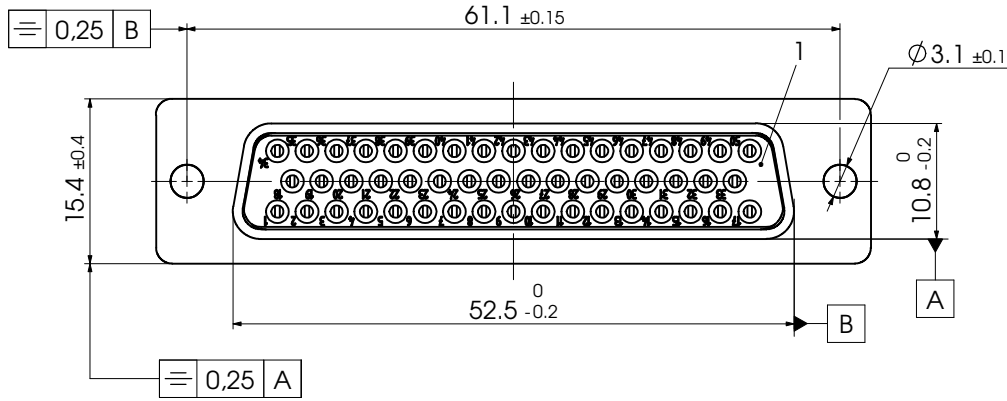


COMMENT:
 ALL RIGHTS ARE RESERVED BY US FOR THIS DRAWING. WITHOUT OUR PRIOR CONSENT,
 THIS DRAWING IS NOT TO BE REPRODUCED, COPIED, TRANSMITTED, OR OTHERWISE
 AND IT ALSO MAY NOT BE IMPROPERLY USED BY THE RECEIVER, OR A THIRD PARTY.



for performance classes 1, 2 or 3
 (contact cycle for G1/G2/G3 = 500/200/50)

3	50	Signal contact	S0 / Brass	G1/G2/G3 / AWG 20
2	1	Shell	Steel	tin plated
1	1	Insulator	PBT (-55°C - +125°C)	white
No.	St.	Part	Type Description/Material	Surface plating/Colour/Class

		Measurement without tolerance acc. to ISO 2768-m		SCALE	TITLE
				2:1	D-Sub Miniature Connector
		NAME / DATE			
		DRAWN Denzinger 05-03-2003			
		CHECKED Floßmann 05-03-2003			
				DWG.NO.	REV.
		fctgroup.com		F50S0Gy	1
1			ORIGINAL: DIN A3-DRAWING AS A FILE	REPLACEMENT FOR:	F50S0Gy a
REV.	DATE	CH.-NO.			PAGES 1