

MOLDED CABLE ASSEMBLIES With Tini-Extension® Jacks

SPECIFICATIONS

Housing (or Sleeve): Nickel-plated, copper alloy.

Handle: Molded plastic.

Sleeve Terminal: Plated steel.

Tip Spring: Copper alloy.

Insulation: Rigid plastic. Larger design also has a molded thermoplastic insert.

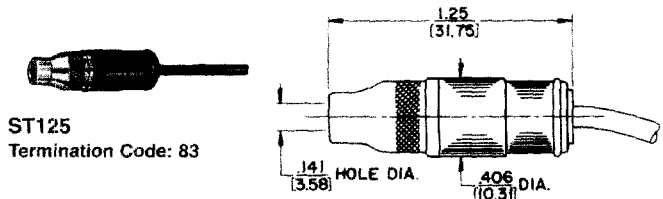
Standard Colors: Gray white, black, brown. Other colors available on special order.

CABLE

Standard Shielded: Type W-1032-1.

Standard Unshielded: Type W-1041-1.

NOTE: See Standard Cable Chart on page 251 for details. Order by part number from guide on page 250.



ST125
Termination Code: 83

Special Cable: We will build assemblies on cable furnished by you, up to .160 inch (4.06 mm) outside diameter—or on cable we purchase to your specifications. Jacket must have temperature rating of 60° C minimum.

ST125: Straight Tini-Extension Jacks with same features as ST121, on next page (shielded, 2-conductor), except with .406 inch (10.31 mm) outside diameter, designed to mate with Switchcraft Tini-Plug® plugs.

MOLDED CABLE ASSEMBLIES With Littell Plug® Phone Plugs

SPECIFICATIONS

PLUG

Tip: Nickel-plated, copper alloy.

Sleeve: Plated copper alloy.

Insulation: Rigid plastic.

Internal Shield: Plated steel.

Molded Handle: Plastic.

Standard Colors: Gray, white, black and brown.

Other colors available on special order.

CABLE

FOR 2-CONDUCTOR PLUGS:

Standard Shielded Cable—Type W-1000-1.

Standard Parallel Cable (lamp cord) Type W-1033-1.

FOR 3-CONDUCTOR PLUGS:


Standard Shielded Cable—Type W-1021-1.

NOTE: See Standard Cable Chart on page 251 for details. Order by part number from guide on page 250.


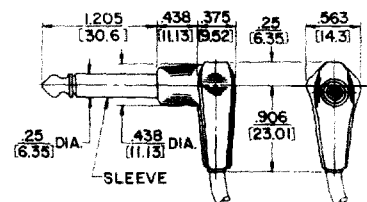
Special Cable: We will build assemblies on cable furnished by you, .188 inch (4.78 mm) diameter maximum, or on cable we purchase to your specifications. Jacket must have a temperature rating of 60°C minimum.

DESIGN FEATURES

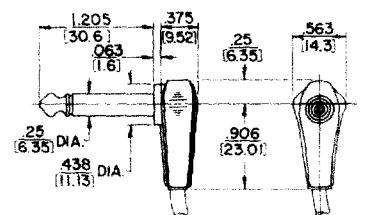
- Molded cables with Littell-Plug phone plugs feature one-piece tip rod assembly connecting tip directly to the soldered connection of the cable conductor.
- Unusual dual-purpose clamp terminal provides completely shielded electrical connection and a cable clamp; connects plug sleeve to cable shield or conductor.
- Right-angle phone plugs (RA202, RA203, RA207 and RA208) molded to cables up to .188 inch (4.78 mm)



RA200
Termination Code: 15



RA205
Termination Code: 13



outside diameter. RA202, RA203, RA207 and RA208 molded to cables with maximum outside diameter up to .260 inch (6.6 mm).

RA200: Right-angle phone plug with plastic handle. Body extension suitable for recessed jack. Completely shielded.

RA205: Right-angle phone plug, similar to RA200, except short body extension and handle for flush mounted jacks.

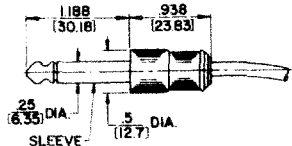
DIMENSIONS ARE FOR REFERENCE ONLY $\frac{\text{inch}}{\text{(mm)}}$

NOTE: Contact your Switchcraft Representative for price and delivery.

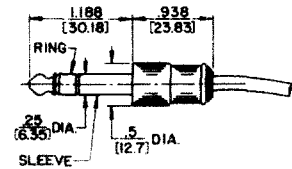
MOLDED CABLE ASSEMBLIES With Littel Plug® Phone Plugs (continued)



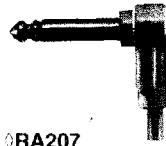
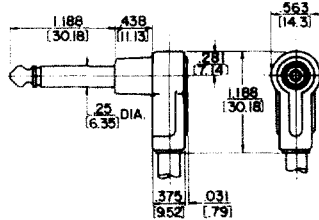
ST200
Termination Code: 05



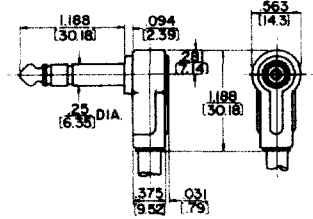
ST230
Termination Code: 10



RA202
Termination Code: 14



RA207
Termination Code: 06



RA208
Termination Code: 07

RA202: Right-angle phone plug with plastic handle. Body extension suitable where jack is recessed. RA203 is similar to RA202, except 3-conductor plug.

♦**RA207, RA208:** Right-angle phone plug, similar to RA202, except short body extension. Recommended use with panel mounted jacks. RA208 is similar to RA207, except 3-conductor plug.

♦**RA217:** Special right-angle phone plug, identical to RA200 (previous page); also featuring a unique hook for hanging various types of equipment (such as pillow speakers). Completely shielded. Available on special order only.

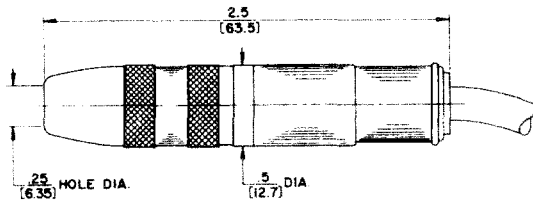
ST200: Straight phone plug with "finger grip" handle, but short enough to fit in all equipment.

ST230: Straight 3-conductor phone plug; same features as ST200. Completely shielded.

MOLDED CABLE ASSEMBLIES With Extension Jax® Phone Jacks



ST121, ST131
Termination Code: 80, 81



ST121: Straight Extension Jax® jack is a shielded 2-conductor jack with .50 inch (12.7 mm) outside diameter. Cable clamp connects shield or second conductor to cable. Mates with .25 inch (6.35 mm) diameter Switchcraft 2-conductor plugs.

ST131: Straight Extension Jax jack, same as ST121, except 3-conductor. Mates with .25 inch (6.35 mm) diameter Switchcraft 3-conductor plugs.

SPECIFICATIONS

Housing (or Sleeve): Nickel-plated, copper alloy.

Handle: Molded plastic.

Sleeve Terminal: Plated steel.

Tip and Ring Springs: Copper alloy.

Insulation: Rigid plastic. Larger design also has a molded thermoplastic insert.

Standard Colors: Gray, white, black, brown.

Other colors available on special order.

CABLE

Standard Shielded—Type W-1000-1 (for ST121).

Type W-1021-1 (for ST131).

Standard Unshielded—Type W-1033-1 (for ST121).

NOTE: See Standard Cable Chart on page 251 for details. Order by part number from guide on page 250.

Special Cables: We will build assemblies on cable furnished by you, up to .260 inch (6.6 mm) outside diameter, or on cables we purchase to your specifications. Jacket must have temperature rating of 60° C minimum.

DIMENSIONS ARE FOR REFERENCE ONLY $\frac{\text{inch}}{\text{(mm)}}$

NOTE: Contact your Switchcraft Representative for price and delivery.