


LWT-H-SERIES

Triple output 17W ~ 50W

LAMBDA
DENSEI-LAMBDA

Unit Type Power Supply



Model name LWT 15H-522

Name of series	Output power	Output voltage	522 : 5V, +12V, -12V 5FF : 5V, +15V, -15V 525 : 5V, +12V, -5V
	15H : 17W type 30H : 30W type 50H : 50W type		

Features

- CE marking (Low Voltage Directive)
- Wide input voltage range:
85 ~ 265VAC universal input
- WattBox output design
- 9 models, Triple output 17W ~ 50W
Low profile: Approx. 1 inch (26mm)
- Isolation between CH1 (5V) and \pm CH
- 2 year warranty

Specifications

1. Input voltage range	85 ~ 265VAC (47 ~ 440Hz), DC110 ~ 330V universal input
2. Output voltage range	CH1 : +5%, CH2 : Fixed
3. Cooling	Convection cooling
4. Operating ambient temperature (Standard mounting)	0 ~ +60°C Output derating, 0 ~ +40°C : 100%, +50°C : 80%, +60°C : 60%
5. Withstand voltage	Input-output : 3kVAC, input-FG : 2kVAC for 1 min.
6. Safety standard	Approved by UL1950 , CSA950(C-UL) and EN60950
7. EMI	Conforms to FCC class B and VDE class B
8. Functions	Over voltage protection (CH1), Over current protection

Product lineup

Model name		CH	Nominal output voltage	Max. output current	Max. output power	Total max. output power	UL	CSA	EN
LWT15H	LWT15H-5FF	CH1	5V	0.5~3.0A	15.0W	17.0W	<input type="radio"/>	<input type="radio"/>	<input type="radio"/>
		CH2	+15V	0.6A	9.0W		<input type="radio"/>	<input type="radio"/>	<input type="radio"/>
		CH3	-15V	0.4A	6.0W		<input type="radio"/>	<input type="radio"/>	<input type="radio"/>
	LWT15H-522	CH1	5V	0.5~3.0A	15.0W	17.0W	<input type="radio"/>	<input type="radio"/>	<input type="radio"/>
		CH2	+12V	0.6A	7.2W		<input type="radio"/>	<input type="radio"/>	<input type="radio"/>
		CH3	-12V	0.4A	4.8W		<input type="radio"/>	<input type="radio"/>	<input type="radio"/>
	LWT15H-525	CH1	5V	0.5~3.0A	15.0W	17.0W	<input type="radio"/>	<input type="radio"/>	<input type="radio"/>
		CH2	+12V	0.6A	7.2W		<input type="radio"/>	<input type="radio"/>	<input type="radio"/>
		CH3	-5V	0.4A	2.0W		<input type="radio"/>	<input type="radio"/>	<input type="radio"/>
LWT30H	LWT30H-5FF	CH1	5V	0.7~5.0A	25.0W	30.0W	<input type="radio"/>	<input type="radio"/>	<input type="radio"/>
		CH2	+15V	1.2A	18.0W		<input type="radio"/>	<input type="radio"/>	<input type="radio"/>
		CH3	-15V	0.6A	9.0W		<input type="radio"/>	<input type="radio"/>	<input type="radio"/>
	LWT30H-522	CH1	5V	0.7~5.0A	25.0W	30.0W	<input type="radio"/>	<input type="radio"/>	<input type="radio"/>
		CH2	+12V	1.2A	14.4W		<input type="radio"/>	<input type="radio"/>	<input type="radio"/>
		CH3	-12V	0.6A	7.2W		<input type="radio"/>	<input type="radio"/>	<input type="radio"/>
	LWT30H-525	CH1	5V	0.7~5.0A	25.0W	30.0W	<input type="radio"/>	<input type="radio"/>	<input type="radio"/>
		CH2	+12V	1.2A	14.4W		<input type="radio"/>	<input type="radio"/>	<input type="radio"/>
		CH3	-5V	0.6A	3.0W		<input type="radio"/>	<input type="radio"/>	<input type="radio"/>
LWT50H	LWT50H-5FF	CH1	5V	1.0~8.0A	40.0W	50.0W	<input type="radio"/>	<input type="radio"/>	<input type="radio"/>
		CH2	+15V	1.5A	22.5W		<input type="radio"/>	<input type="radio"/>	<input type="radio"/>
		CH3	-15V	1.0A	15.0W		<input type="radio"/>	<input type="radio"/>	<input type="radio"/>
	LWT50H-522	CH1	5V	1.0~8.0A	40.0W	50.0W	<input type="radio"/>	<input type="radio"/>	<input type="radio"/>
		CH2	+12V	1.5A	18.0W		<input type="radio"/>	<input type="radio"/>	<input type="radio"/>
		CH3	-12V	1.0A	12.0W		<input type="radio"/>	<input type="radio"/>	<input type="radio"/>
	LWT50H-525	CH1	5V	1.0~8.0A	40.0W	50.0W	<input type="radio"/>	<input type="radio"/>	<input type="radio"/>
		CH2	+12V	1.5A	18.0W		<input type="radio"/>	<input type="radio"/>	<input type="radio"/>
		CH3	-5V	1.0A	5.0W		<input type="radio"/>	<input type="radio"/>	<input type="radio"/>

- Request customer specification for further details of specifications, outline, characteristics, etc. Read the instruction manual before usage.
- Contact us about delivery before ordering.

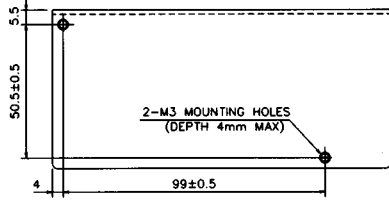
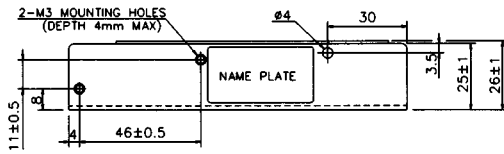
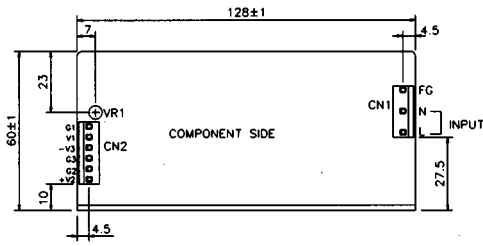
○ : Safety standard approved

Recommended Noise Filter

LWT15H / LWT30H	LWT50H
MAW-1201-22	MAW-1202-22
P134	P134

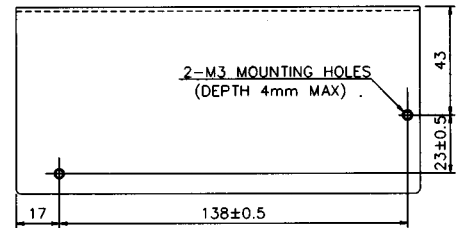
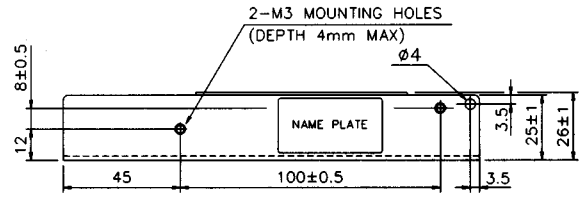
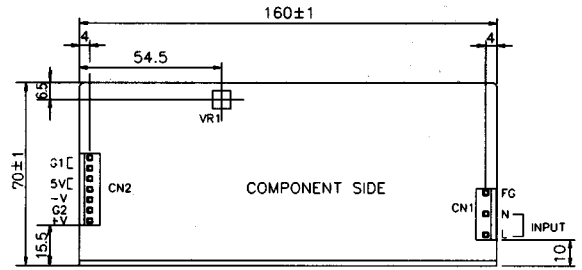
LWT-H-SERIES

■ LWT15H



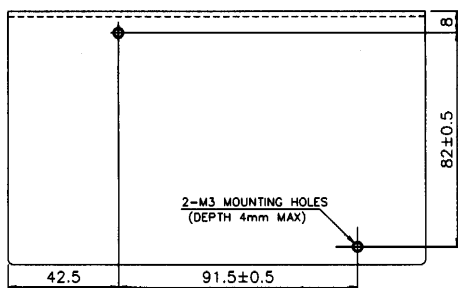
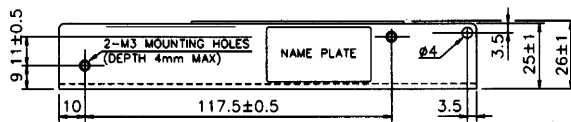
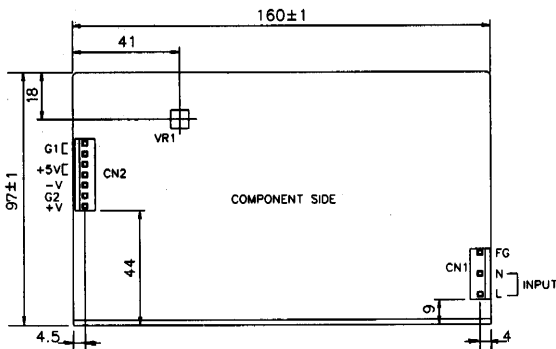
(Unit: mm)

■ LWT30H



(Unit: mm)

■ LWT50H



(Unit: mm)