

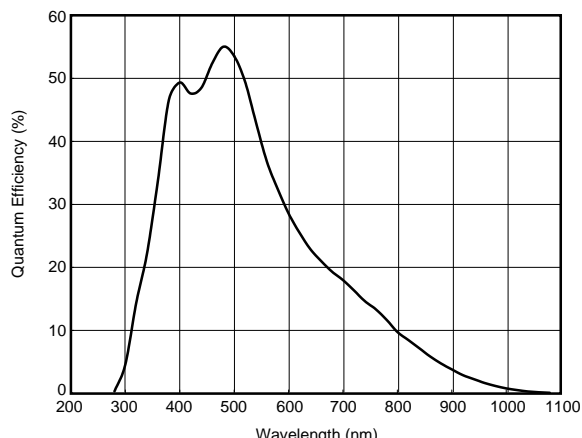
## 1/3-inch CCD Video Camera C5403-30/-31



▲ Shown with optional lens.

The C5403-30/-31 incorporates a next generation 1/3-inch CCD into a compact B/W camera. Features of this model include high resolution, sensitivity, and S/N ratio. An electronic shutter function enables monitoring of moving objects.

[Spectral Response Characteristic]



\*This is typical, not guaranteed.

### FEATURES

#### ● High Sensitivity

#### ● High S/N Ratio

C5403-30: 56 dB (EIA)

C5403-31: 54 dB (CCIR)

#### ● Small Readout Noise

#### ● High Resolution

C5403-30 : 570(H) × 485(V) TV Line(EIA)

C5403-31 : 560(H) × 575(V) TV Line(CCIR)

#### ● On-chip Integration

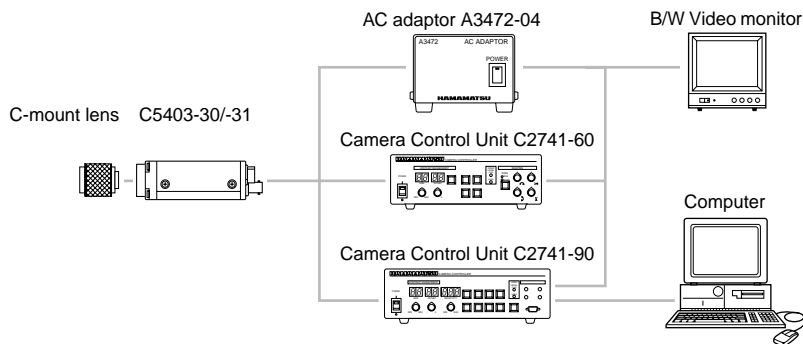
A dedicated camera control unit enables images to be accumulated on the CCD chip with improved sensitivity.

# SPECIFICATIONS

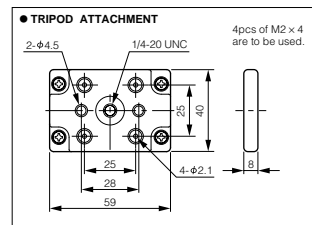
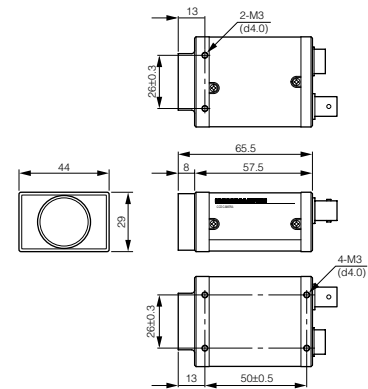
Type no.	C5403-30		C5403-31
Pickup device	1/3" Interline transfer CCD		
Scan type	Interrace scan		
Number of pixels (H) × (V)	768 × 494		752 × 582
Cell size (H × V) μm	6.35 × 7.4		6.5 × 6.25
Effective number of pixels	756 × 485		739 × 575
Resolution (H × V) TV lines	570 × 485		560 × 575
Lens mount (F,B)	C-mount (17.526 mm)		
Sync system	EIA		CCIR
Internal sync	Yes		
External sync	HD/VD	Yes	
	SYNC	Yes	
	R.R.	Yes	
	Impedance	75 Ω (High)	
AGC	ON / OFF / Fixed		
Gamma	1 / 0.45		
Camera output	Video (HD / VD)		
Minimum sensitivity	0.3 lux, F1.4, (AGC = ON, γ = OFF)		
Power requirements	DC 12 V (12P)		
Power consumption	1.9 W		
Typical sensitivity	400 lux, F16 (2856 K)		
S/N ratio	56 dB		54 dB
Electronic shutter	Flickerless, 1/125 to 1/10,000 sec.		
On-chip integration	Yes		

## SYSTEM CONFIGURATION EXAMPLES

- The system can be configured to accommodate various applications, including image acquisition, image enhancement, image improvement, image measurement, and image filing.



## DIMENSIONAL OUTLINES (UNIT: mm)



(Weight: Approx. 110g)



- ★ Product and software package names noted in this documentation are trademarks or registered trademarks of their respective manufacturers.
  - Subject to local technical requirements and regulations, availability of products included in this promotional material may vary. Please consult with our sales office
  - Information furnished by HAMAMATSU is believed to be reliable. However, no responsibility is assumed for possible inaccuracies or omissions.
- Specifications and external appearance are subject to change without notice.

© 2000 Hamamatsu Photonics K.K.

# HAMAMATSU

HAMAMATSU PHOTONICS K.K., Systems Division  
812 Joko-cho, Hamamatsu City, 431-3196, Japan, Telephone: (81)53-431-0124, Fax: (81)53-435-1574, E-mail: export@sys.hpk.co.jp

U.S.A. and Canada: Hamamatsu Photonic Systems: 360 Foothill Road, Bridgewater, N.J. 08807-0910, U.S.A., Telephone: (1)908-231-1116, Fax: (1)908-231-0852, E-mail: usa@hamamatsu.com  
Germany: Hamamatsu Photonics Deutschland GmbH: Arzbergerstr. 10, D-82211 Herrsching am Ammersee, Germany, Telephone: (49)8152-375-0, Fax: (49)8152-2658, E-mail: info@hamamatsu.de  
France: Hamamatsu Photonics France S.A.R.L.: 8, Rue du Saule Trapu, Parc du Moulin de Massy, 91882 Massy Cedex, France, Telephone: (33)1 69 53 71 00, Fax: (33)1 69 53 71 10, E-mail: infos@hamamatsu.fr  
United Kingdom: Hamamatsu Photonics UK Limited: 2 Howard Court, 10Tewin Road, Welwyn Garden City, Hertfordshire, AL7 1BW, U.K., Telephone: (44) 1707-294888, Fax: (44) 1707-325777, E-mail: info@hamamatsu.co.uk  
North Europe: Hamamatsu Photonics Norden AB: Smidesvägen 12, SE-171-41 Solna, Sweden, Telephone: (46)8-509-031-00, Fax: (46)8-509-031-01, E-mail: info@hamamatsu.se  
Italy: Hamamatsu Photonics Italia S.R.L.: Strada della Mois, 1/E 20020 Arese (Milano), Italy, Telephone: (39)02-935 81 733, Fax: (39)02-935 81 741, E-mail: info@hamamatsu.it

Homepage Address <http://www.hamamatsu.com>

Cat. No. SICS1087E01  
SEP/2001 HPK  
Created in Japan (PDF)