

Surface Mount Bi-Directional Coupler

NEW!
BDCA1-6-22

High Power, 50Ω

950 to 2200 MHz

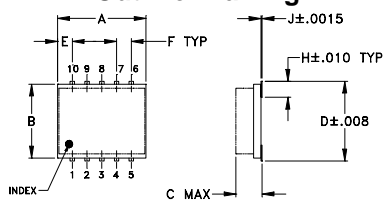
Maximum Ratings

Operating Temperature	-55°C to 100°C
Storage Temperature	-55°C to 100°C

Pin Connections

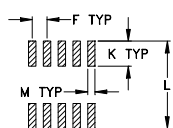
INPUT	1
OUTPUT	6
COUPLED (forward)	10
COUPLED (reverse)	5
GROUND	2,3,4,7,8,9

Outline Drawing



TOLERANCES
2 PL DECIMALS ±.01
3 PL DECIMALS ±.005
UNLESS OTHERWISE SPECIFIED

G TYP



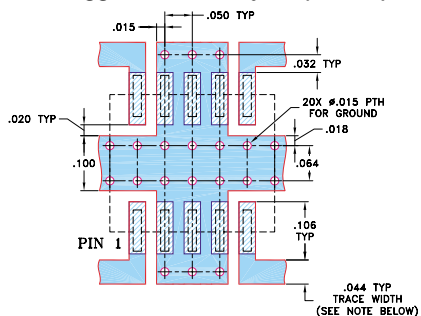
SUGGESTED LAYOUT FOR PCB LAND PATTERN

Outline Dimensions (inch/mm)

A	B	C	D	E	F	G
.30	.250	.052	.274	.050	.050	.012
7.62	6.35	1.32	6.96	1.27	1.27	0.30

H	J	K	L	M	wt
.057	.004	.085	.296	.030	grams
1.45	0.10	2.16	7.52	0.76	0.25

Demo Board MCL P/N: TB-115 Suggested PCB Layout (PL-004)



NOTE: TRACE WIDTH IS SHOWN FOR ROGERS RO4350 WITH DIELECTRIC THICKNESS 0.020" ± 0.0015", COPPER: 1/2 OZ. EACH SIDE. FOR OTHER MATERIALS TRACE WIDTH MAY NEED TO BE MODIFIED.


- DENOTES PCB COPPER LAYOUT
- DENOTES COPPER LAND PATTERN FREE OF SOLDER MASK

Features

- wideband, 950-2200 MHz
- excellent VSWR 1.15:1
- excellent power handling capability, 44W (1900 MHz)
- low temperature variation

Applications

- DCS, PCS
- mobile satellite



BLUE CELL™

CASE STYLE: DZ944
PRICE: \$3.95 ea. QTY (10-49)

Bi-Directional Electrical Specifications

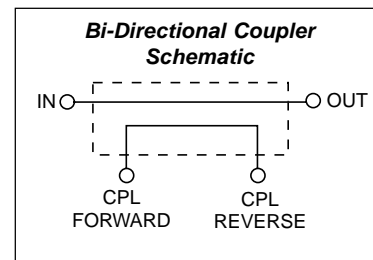
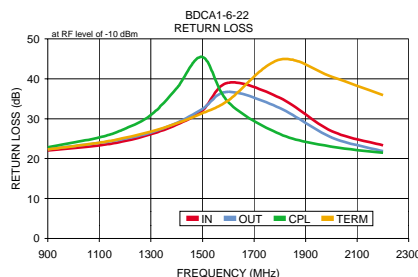
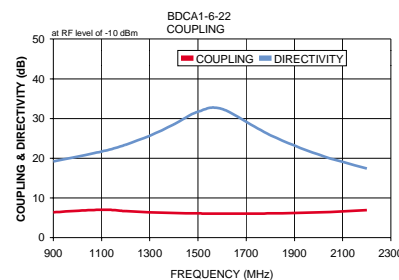
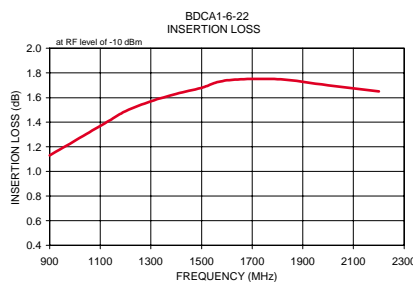
MODEL NO.	FREQ. RANGE (MHz)	COUPLING (dB)		MAINLINE LOSS* (dB)		DIRECTIVITY (dB)		VSWR (:1)	POWER INPUT** (W)
		Nom.	Max. Flatness	Typ.	Max.	Typ.	Min.		
BDCA1-6-22	950-1400	6.9±1.0	±1.0	1.4	1.9	23	17	1.20	57
	1400-1900	6.0±0.5	±0.3	1.7	2.1	28	20	1.10	44
	1900-2200	6.5±0.7	±0.7	1.7	2.1	22	15	1.15	37

* Includes theoretical coupled power loss of 1.25 dB at 6 dB coupling.

**Derate linearly to 1/3 at 100°C

Typical Performance Data

Frequency (MHz)	Insertion Loss (dB) In-Out	Coupling (dB)		Directivity (dB)		Return Loss (dB)			
		In-CPL	Out-Term	Out-CPL	In-Term	In	Out	CPL	Term
900.00	1.13	6.41	7.97	18.73	19.16	22.02	22.37	22.89	22.31
1100.00	1.37	7.03	7.01	20.95	21.69	23.33	23.95	25.33	24.01
1200.00	1.49	6.70	6.69	22.51	23.40	24.45	24.99	27.54	25.24
1300.00	1.57	6.41	6.40	24.54	25.66	26.11	26.55	30.92	26.77
1400.00	1.63	6.21	6.19	27.42	28.52	28.50	28.97	37.66	28.82
1500.00	1.68	6.10	6.07	31.79	31.71	32.09	32.46	45.49	31.40
1600.00	1.74	6.05	6.00	41.94	32.37	39.04	36.77	34.19	34.60
1800.00	1.75	6.09	6.04	30.48	25.81	35.26	32.67	26.19	44.83
2000.00	1.70	6.36	6.31	23.05	20.91	26.95	25.34	23.04	40.59
2200.00	1.65	6.90	6.85	18.81	17.40	23.34	21.86	21.49	35.92



Mini-Circuits®

Distribution Centers NORTH AMERICA 800-654-7949 • 417-335-5935 • Fax 417-335-5945 • EUROPE 44-1252-832600 • Fax 44-1252-837010

Mini-Circuits ISO 9001 & ISO 14001 Certified

INTERNET <http://www.minicircuits.com>

P.O. Box 350166, Brooklyn, New York 11235-0003 (718) 934-4500 Fax (718) 332-4661

REV. A
M88753
ED-10880/4
BDCA1-6-22
LC/TD/CP
041112