

APPLICATIONS

- ✓ Cellular Phones
- ✓ Color LCD Display Panel
- ✓ Notebooks
- ✓ Personal Digital Assistant (PDA)
- ✓ Ground Positioning System (GPS)
- ✓ SMART Cards

IEC COMPATIBILITY (EN61000-4)

- ✓ 61000-4-2 (ESD): Air - 15kV, Contact - 8kV
- ✓ 61000-4-4 (EFT): 40A - 5/50ns

FEATURES

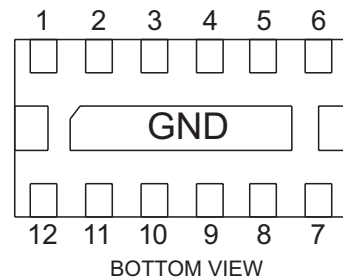
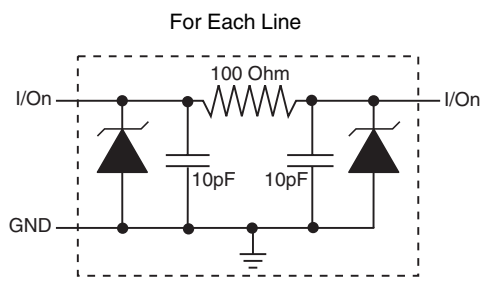
- ✓ ESD Protection > 25 kilovolts
- ✓ EMI Filtering/TVS Low Pass Filters
- ✓ Blocking Rectifier
- ✓ > 25db Attenuation from 800MHz to 3GHz
- ✓ Protects up to Six(6) Data Lines
- ✓ RoHS Compliant

MECHANICAL CHARACTERISTICS

- ✓ DFN-12 Package
- ✓ Available in Lead-Free Pure-Tin Plating(Annealed)
- ✓ Solder Reflow Temperature:
 - Pure-Tin - Sn, 100: 260-270°C
- ✓ Consult Factory For Leaded Device Availability
- ✓ Flammability Rating UL 94V-0
- ✓ Device Marking: Marking Code
- ✓ 8mm Tape and Reel Per EIA Standard 481



PIN CONFIGURATION



Note: I/O connected from pins 1-12, 2-11, 3-10, 4-9, 5-8 and 6-7.

EM6D-100L

DEVICE CHARACTERISTICS

MAXIMUM RATINGS @ 25°C Unless Otherwise Specified

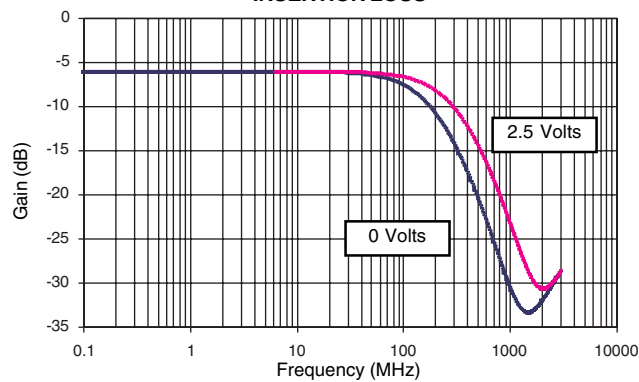
PARAMETER	SYMBOL	VALUE	UNITS
Operating Temperature	T_j	-40°C to 85°C	°C
Storage Temperature	T_{STG}	-55°C to 150°C	°C
DC Power Per Resistor	P	400	mW
Typical Resistance @ ± 20%	R	100	OHMS
Soldering Temperature for 10 seconds	T_L	265	°C

ELECTRICAL CHARACTERISTICS PER LINE @ 25°C Unless Otherwise Specified

PART NUMBER	DEVICE MARKING CODE	RATED STAND-OFF VOLTAGE V_{WM} VOLTS	MINIMUM BREAKDOWN VOLTAGE @ 1mA $V_{(BR)}$ VOLTS	MAXIMUM REVERSE LEAKAGE CURRENT @ 3V I_b μA	TYPICAL FORWARD VOLTAGE @ 10mA V_F VOLTS	MINIMUM ATTENUATION @ 800-3000 MHz dB	CUT-OFF FREQUENCY (50 OHMS I/O) ZERO BIAS fC MHz	TYPICAL CAPACITANCE (See Note 1) @ 2.5V, 1MHz C pF
EM6D-100L	M6D10L	5.0	6.0	0.1	0.8	25	150	20

Note 1: 32pF @ 0V, 1MHz, ± 20% tolerance.

**FIGURE 1
INSERTION LOSS**



GRAPHS

FIGURE 1
RESISTANCE VS TEMPERATURE
(Normalized to Resistance at 25°C)

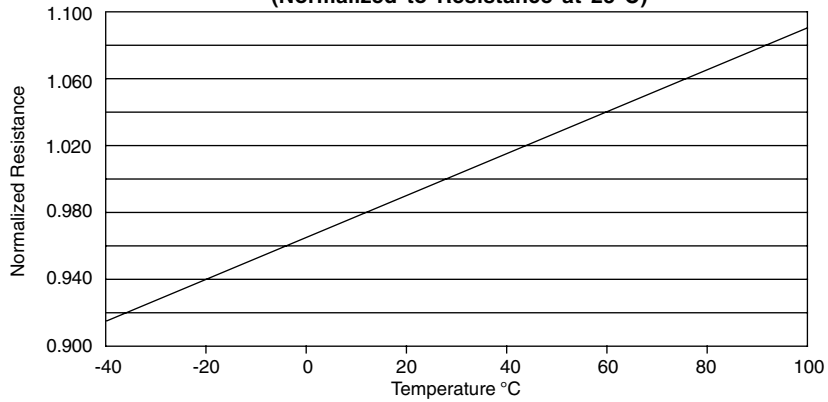


FIGURE 3
CAPACITANCE VS REVERSE VOLTAGE
(Normalized to Capacitance at 2.5V DC & 25°C)

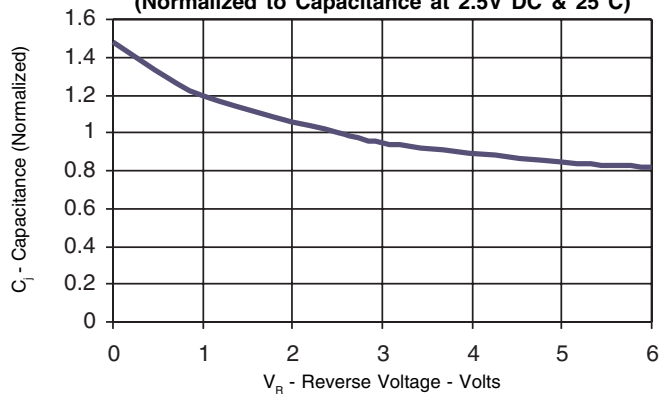
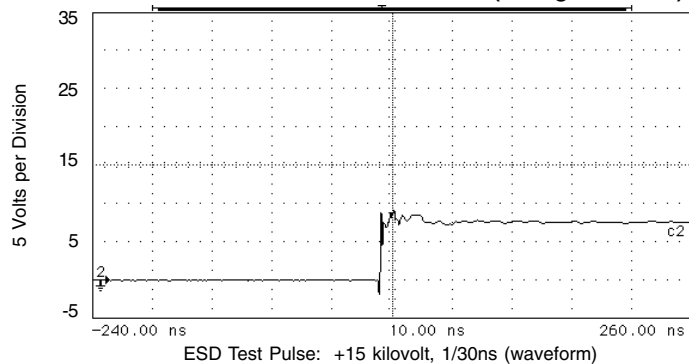
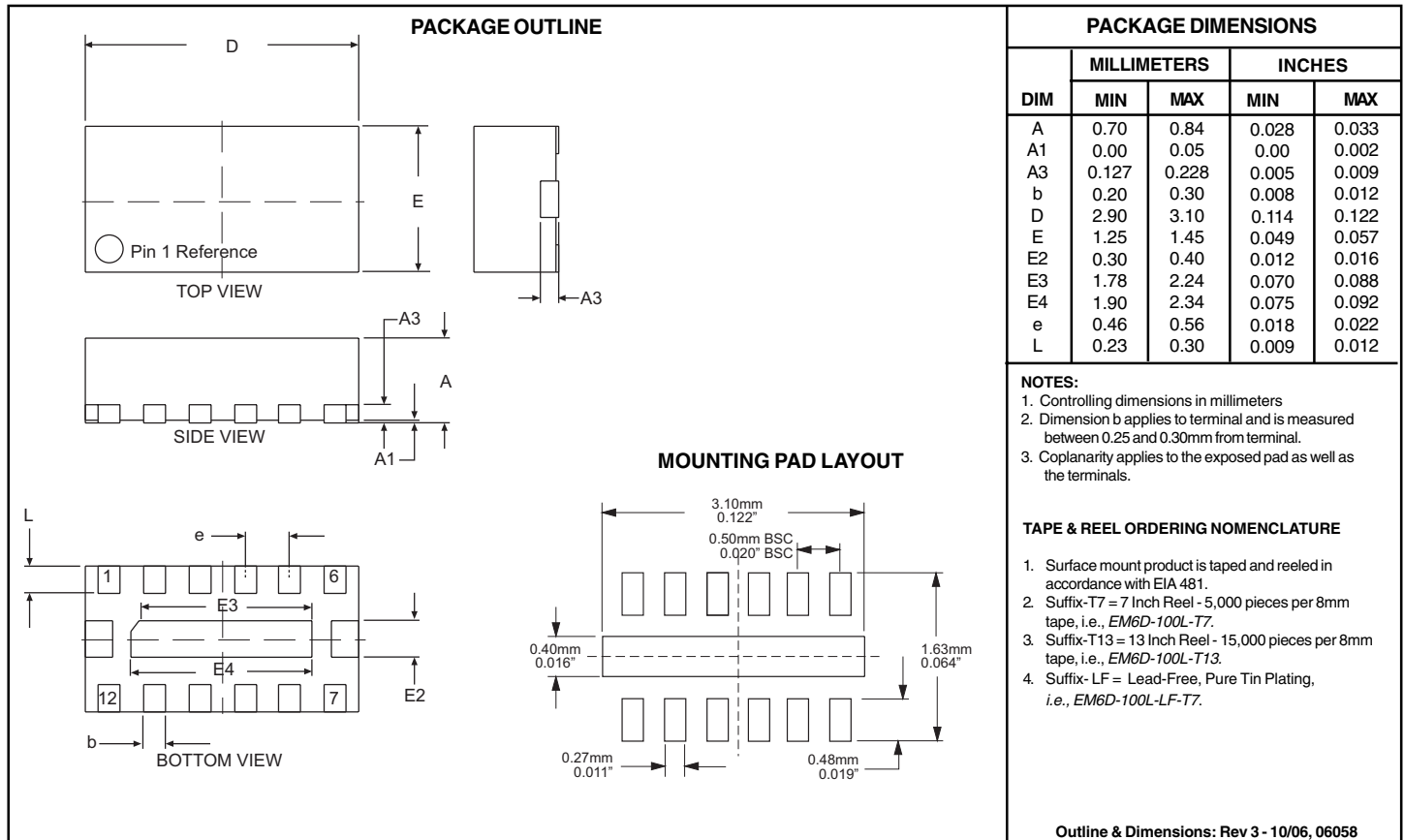


FIGURE 4
OVERSHOOT & CLAMPING VOLTAGE (through the filter)



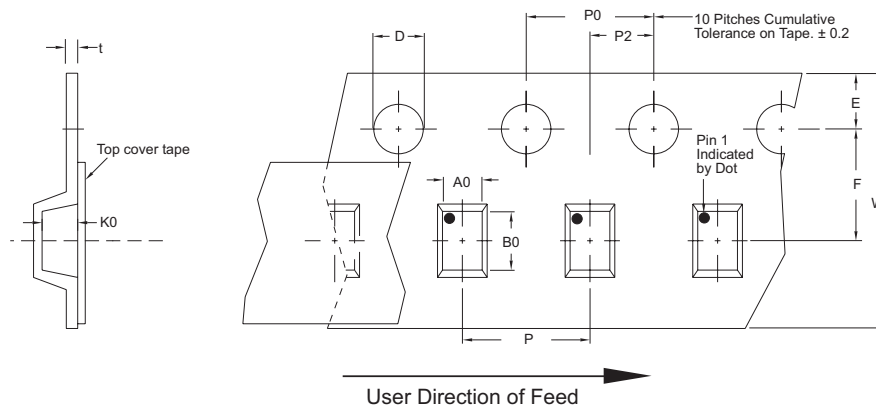
EM6D-100L

DFN-12 PACKAGE OUTLINE & DIMENSIONS



Tape & Reel Specifications (Dimensions in millimeters)

Reel Dia.	Tape Width	A0	B0	K0	D	E	F	W	P0	P2	P	tmax
178mm (7")/330mm(13")	8mm	1.60± 0.10	3.25± 0.10	0.95 ± 0.10	1.50 ± 0.10	1.75 ± 0.10	3.50 ± 0.05	8.00 ±0.30	4.00 ±0.10	2.00 ±0.05	4.00 ±0.10	0.25



COPYRIGHT © ProTek Devices 2006

SPECIFICATIONS: ProTek reserves the right to change the electrical and or mechanical characteristics described herein without notice (except JEDEC).

DESIGN CHANGES: ProTek reserves the right to discontinue product lines without notice, and that the final judgement concerning selection and specifications is the buyer's and that in furnishing engineering and technical assistance, ProTek assumes no responsibility with respect to the selection or specifications of such products.

ProTek Devices
 2929 South Fair Lane, Tempe, AZ 85282
 Tel: 602-431-8101 Fax: 602-431-2288
 E-Mail: sales@protekdevices.com
 Web Site: www.protekdevices.com