

20(D,F)L2C48A U20(D,F)L2C48A

- SWITCHING TYPE POWER SUPPLY APPLICATION.
- CONVERTER & CHOPPER APPLICATION.
- Repetitive Peak Reverse Voltage : $V_{RRM}=200, 300V$
- Average Output Rectified Current : $I_O=20A$
- Ultra Fast Reverse-Recovery Time : $t_{rr}=35ns$ MAX.
- Low Switching Losses and Output Noise.

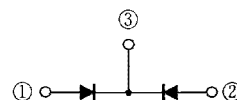
Unit in mm

20DL2C48A · 20FL2C48A	U20DL2C48A · U20FL2C48A
<p>1. ANODE 2. ANODE 3. CATHODE</p>	<p>1. ANODE 2. ANODE 3. CATHODE</p>
JEDEC —	JEDEC —
EIAJ —	EIAJ —
TOSHIBA 12-10D1A	TOSHIBA 12-10D2A

MAXIMUM RATINGS

CHARACTERISTIC	SYMBOL	RATING	UNIT		
Repetitive Peak Reverse Voltage	V_{RRM}	200	V		
		300			
		Average Output Rectified Current	I_O	20	A
		Peak One Cycle Surge Forward Current	I_{FSM}	100 (50Hz)	A
110 (60Hz)					
Junction Temperature	T_j	-40~150	°C		
Storage Temperature Range	T_{stg}	-40~150	°C		

POLARITY



20(D,F)L2C48A

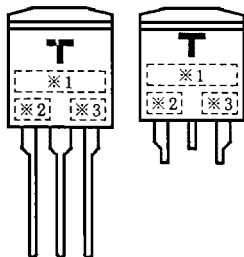
U20(D,F)L2C48A

ELECTRICAL CHARACTERISTIC (Ta = 25°C)

CHARACTERISTIC	SYMBOL	TEST CONDITION	TYP.	MAX.	UNIT		
Peak Forward Voltage	V _{FM}	I _{FM} = 10A	—	0.98	V		
				—		1.3	
			—	—		—	—
			—	—		—	—
Repetitive Peak Reverse Current	I _{RRM}	V _{RRM} = Rated	—	50	μA		
Reverse Recovery time	t _{rr}	I _F = 2A, di / dt = -50A / μs	—	35	ns		
Forward Recovery time	t _{fr}	I _F = 1A	—	100	ns		
Thermal Resistance	R _{th(j-c)}	DC Total	—	1.6	°C / W		

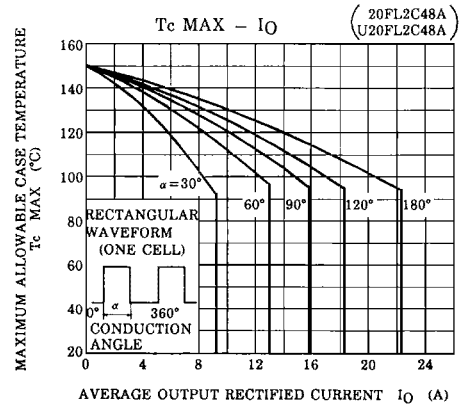
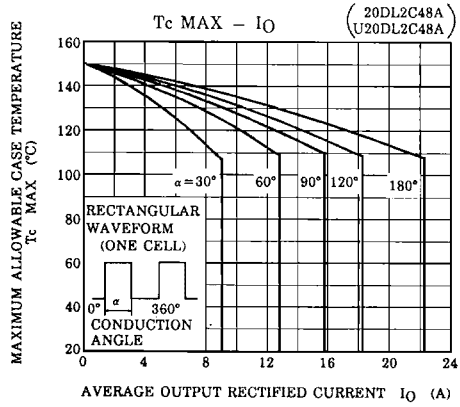
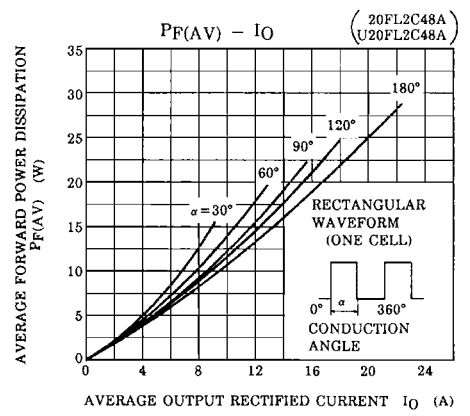
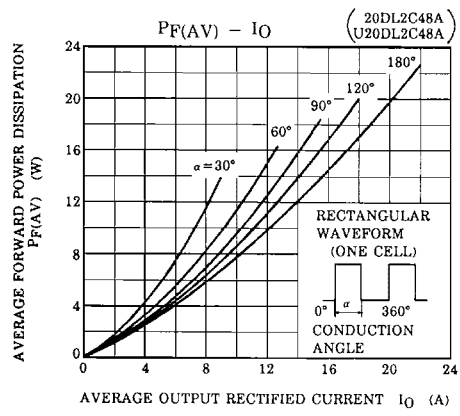
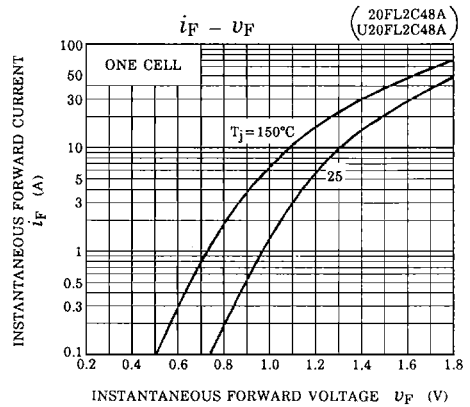
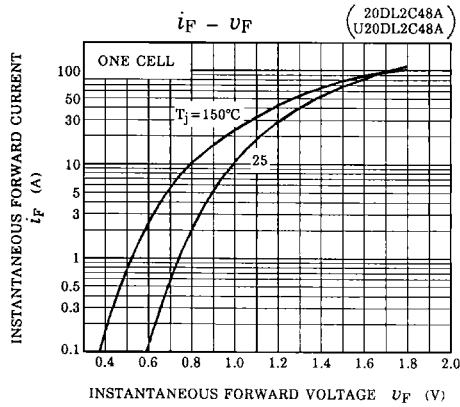
V_{FM}, I_{RRM}, t_{rr}, t_{fr} : A value of one cell.

MARKING



※ 1	MARK	20DL2C	TYPE	20DL2C48A, U20DL2C48A
		20FL2C		20FL2C48A, U20FL2C48A
※ 2	A			
※ 3	Lot Number			
	<input type="checkbox"/> <input type="checkbox"/> — Month (Starting from Alphabet A) <input type="checkbox"/> — Year (Last Number of the Cristian Era)			

20(D,F)L2C48A U20(D,F)L2C48A



20(D,F)L2C48A U20(D,F)L2C48A

