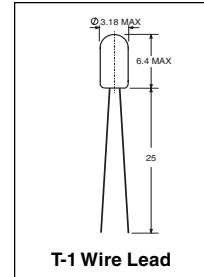


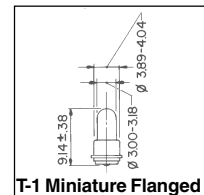
# T-1 Subminiature Lamps

Line No.	Part No. Wire Lead	Part No. Miniature Flanged	Part No. Bi-Pin	Volts	Amps	M.S.C.P.	Filament Type	Life Hours
17	8798	7244	7252	1.25	0.012	0.004	C-6	1,000
18	8910	7245	7253	1.35	0.220	0.02	C-2R	10,000
19	7200	7225	3225	1.5	0.010	0.002	C-2R	2,000
20	<b>7201</b>	7226	7254	1.5	0.015	0.005	C-2R	1,000
21	7203	<b>8102</b>	7255	1.5	0.075	0.03	C-2R	16,000
22	801	—	—	2.4	0.145	0.18	C-2R	3,000
23	8601	<b>7246</b>	7256	2.5	0.015	0.001	C-2R	10,000
24	<b>8732</b>	7247	7732	2.5	0.100	0.10	C-2R	10,000
25	<b>8711</b>	7248	<b>7257</b>	2.5	0.320	0.21	C-2R	5,000
26	8846	7249	7258	3.0	0.008	0.001	C-2R	16,000
27	<b>7205</b>	7229	3229	3.0	0.015	0.02	C-2R	5,000
28	7207	7231	7260	3.0	0.060	0.03	C-2R	100,000
29	<b>7208</b>	7232	7261	3.0	0.120	0.15	C-2R	16,000
30	8602	<b>8605</b>	7262	5.0	0.017	0.005	C-2R	10,000
31	<b>6022</b>	8022	7022	5.0	0.021	0.034	C-2R	10,000
32	7210	7234	<b>7263</b>	5.0	0.030	0.03	C-2R	16,000
33	8729	7250	7264	5.0	0.045	0.04	C-2R	10,000
34	<b>680</b>	682	7680	5.0	0.060	0.03	C-2R	100,000
35	<b>683</b>	685	<b>7683</b>	5.0	0.060	0.05	C-2R	100,000
36	<b>6150</b>	<b>6180</b>	7265	5.0	0.060	0.15	C-2R	5,000
37	<b>713</b>	<b>714</b>	7714	5.0	0.075	0.09	C-2R	25,000
38	7211	7235	7266	5.0	0.080	0.16	C-2R	3,000
39	<b>715</b>	718	<b>7715</b>	5.0	0.115	0.15	C-2R	40,000
40	7213	7236	7267	5.0	0.115	0.20	C-2R	5,000
41	7216	7239	<b>7268</b>	5.0	0.125	0.22	C-2R	5,000
42	8096	7251	7269	5.0	0.145	0.16	C-2R	10,000
43	<b>7218</b>	7240	8095	10.0	0.027	0.10	C-2F	10,000
44	—	<b>228</b>	—	12.0	0.040	0.13	—	10,000
45	<b>7219</b>	<b>32</b>	<b>8097</b>	12.0	0.060	0.15	C-2F	16,000
46	<b>8111</b>	<b>8112</b>	<b>8098</b>	14.0	0.065	0.15	C-2F	16,000
47	<b>7220</b>	7241	<b>8099</b>	18.0	0.026	0.15	C-2F	16,000
48	<b>6838</b>	<b>6839</b>	<b>7839</b>	28.0	0.024	0.15	CC-2F	16,000

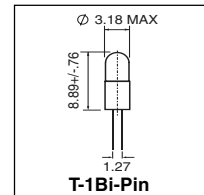
T-¼ Bi-Pin



T-1 Wire Lead



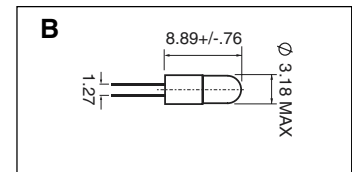
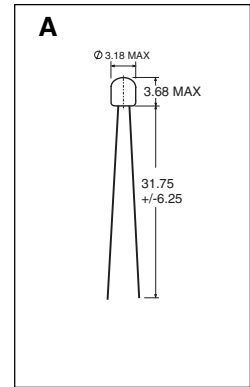
T-1 Miniature Flanged



T-1 Bi-Pin

## T-1 Subminiature Short Type Lamps

Line No.	Part No.	Volts	Amps	M.S.C.P.	Filament Type	Life Hours	Drawing
1	6802	5.0	0.060	0.03	C-2R	200,000	A
2	6802AS15	5.0	0.060	0.03	C-2R	200,000	A
3	6832	5.0	0.060	0.05	C-2R	100,000	A
4	<b>6832AS15</b>	5.0	0.060	0.05	C-2R	100,000	A
5	7132	5.0	0.075	0.09	C-2R	40,000	A
6	<b>7132AS15</b>	5.0	0.075	0.09	C-2R	40,000	A
7	7152	5.0	0.115	0.15	C-2R	40,000	A
8	<b>7152AS15</b>	5.0	0.115	0.15	C-2R	40,000	A
9	7009	28.0	0.020	0.15	CC-2F	16,000	A



## T-1 Mini-Max Flashlight Lamps

Line No.	Part No.	Volts	Amps	M.S.C.P.	Life Hours	Filament Type	Base Type	Drawing
10	L135	1.35	0.315	0.16	4	C-6	Bi-Pin	B
11	L250	2.5	0.300	0.6	4	C-6	Bi-Pin	B
12	L400	4.0	0.300	1.2	4	C-2R	Bi-Pin	B