




Metallized Polypropylene Film AC Power Capacitor

series

- Adapted to the RoHS directive (2002/95/EC).

Specifications

| Item | Performance Characteristics |
|---------------------------------|---|
| Maximum permissible temperature | +85°C (Z) |
| Minimum ambient temperature | -25°C (B) |
| Rated Voltage Range | 200 to 460VAC |
| Rated Capacitance Range | 1.0 to 50μF |
| Capacitance Tolerance | +10 to -5% |
| Dielectric Loss Tangent | 0.12% or less (at 20°C, 50 / 60Hz 200VAC) |
| Withstand Voltage | Between Terminals : Rated Voltage (VAC) × 175% 10secs. Between Terminals connected together and case : 2000VAC 60secs. |
| Insulation Resistance | Between Terminals connected together and case : 1000 MΩ or more (at 500VDC) |
| Encapsulation | Flame-retardant epoxy cased, Resin filled |
| Current duration class | 40D (40,000h) |
| Safety Mechanism | Non-included |



Drawing

Please refer to page 346.

Dimensions

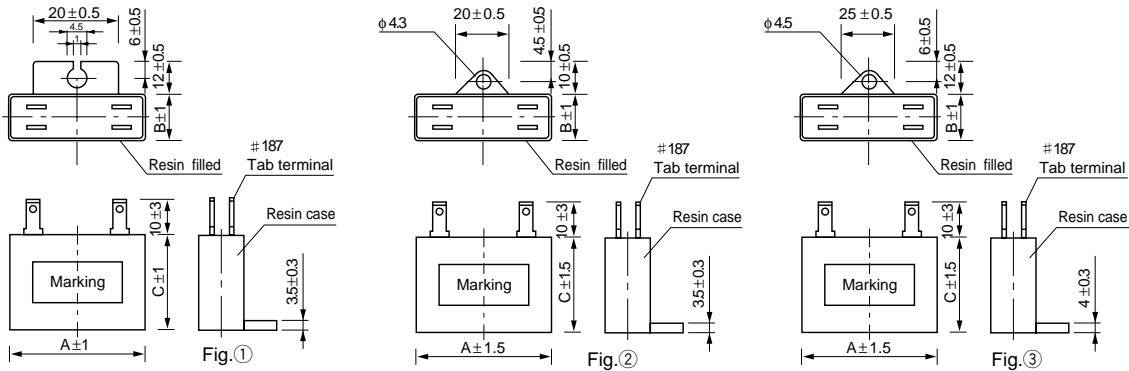
Unit : mm

| (μF) Cap. | V (Code) Size | 200VAC (2D) | | | | 250VAC (2E) | | | | 400VAC (2G) | | | | 460VAC (W7) | | | | | | |
|--------------|------------------|-------------|------|------|----------|-------------|------|------|----------|-------------|------|------|----------|-------------|------|------|----------|------|------|------|
| | | A | B | C | Fig. | A | B | C | Fig. | A | B | C | Fig. | A | B | C | Fig. | | | |
| 1.0 | 105 | - | - | - | ① ④ ⑦ | - | - | - | ① ④ ⑦ | 37.0 | 11.5 | 25.0 | ① ④ ⑦ | 37.0 | 11.5 | 25.0 | ① ④ ⑦ | | | |
| 1.5 | 155 | - | - | - | | 37.0 | 11.5 | 25.0 | | 37.0 | 11.5 | 25.0 | | 37.0 | 13.5 | 27.0 | | 37.0 | 13.5 | 27.0 |
| 2.0 | 205 | 37.0 | 11.5 | 25.0 | | 37.0 | 11.5 | 25.0 | | 37.0 | 13.5 | 27.0 | | 37.0 | 15.5 | 29.0 | | 37.0 | 15.5 | 29.0 |
| 2.5 | 255 | 37.0 | 11.5 | 25.0 | | 37.0 | 11.5 | 25.0 | | 37.0 | 15.5 | 29.0 | | 37.0 | 17.5 | 31.0 | | 37.0 | 17.5 | 31.0 |
| 3.0 | 305 | 37.0 | 11.5 | 25.0 | | 37.0 | 11.5 | 25.0 | | 37.0 | 15.5 | 29.0 | | 37.0 | 19.5 | 33.0 | | 37.0 | 19.5 | 33.0 |
| 3.5 | 355 | 37.0 | 11.5 | 25.0 | | 37.0 | 11.5 | 25.0 | | 37.0 | 17.5 | 31.0 | | 37.0 | 21.5 | 35.0 | | 37.0 | 21.5 | 35.0 |
| 4.0 | 405 | 37.0 | 11.5 | 25.0 | | 37.0 | 11.5 | 25.0 | | 37.0 | 19.5 | 33.0 | | 37.0 | 21.5 | 35.0 | | 37.0 | 21.5 | 35.0 |
| 4.5 | 455 | 37.0 | 13.5 | 27.0 | | 37.0 | 13.5 | 27.0 | | 37.0 | 19.5 | 33.0 | | 37.0 | 19.5 | 33.0 | | 37.0 | 24.0 | 37.0 |
| 5.0 | 505 | 37.0 | 13.5 | 27.0 | | 37.0 | 13.5 | 27.0 | | 37.0 | 21.5 | 35.0 | | 37.0 | 21.5 | 35.0 | | 37.0 | 24.0 | 37.0 |
| 6.0 | 605 | 37.0 | 13.5 | 27.0 | | 37.0 | 13.5 | 27.0 | | 37.0 | 24.0 | 37.0 | | 37.0 | 24.0 | 37.0 | | 48.0 | 24.0 | 38.0 |
| 7.0 | 705 | 37.0 | 15.5 | 29.0 | 37.0 | 15.5 | 29.0 | 37.0 | 24.0 | 37.0 | 37.0 | 24.0 | 37.0 | 58.0 | 26.0 | 40.0 | | | | |
| 8.0 | 805 | 37.0 | 17.5 | 31.0 | 37.0 | 17.5 | 31.0 | 37.0 | 17.5 | 31.0 | 48.0 | 24.0 | 38.0 | 58.0 | 26.0 | 40.0 | | | | |
| 10.0 | 106 | 37.0 | 19.5 | 33.0 | 37.0 | 19.5 | 33.0 | 37.0 | 19.5 | 33.0 | 58.0 | 26.0 | 40.0 | 58.0 | 30.0 | 44.0 | | | | |
| 12.0 | 126 | 37.0 | 21.5 | 35.0 | 37.0 | 21.5 | 35.0 | 37.0 | 21.5 | 35.0 | 58.0 | 26.0 | 40.0 | 58.0 | 30.0 | 44.0 | | | | |
| 14.0 | 146 | 37.0 | 24.0 | 37.0 | 37.0 | 24.0 | 37.0 | 37.0 | 24.0 | 37.0 | 58.0 | 30.0 | 44.0 | 58.0 | 34.0 | 49.0 | | | | |
| 15.0 | 156 | 37.0 | 24.0 | 37.0 | 37.0 | 24.0 | 37.0 | 37.0 | 24.0 | 37.0 | 58.0 | 30.0 | 44.0 | 58.0 | 34.0 | 49.0 | | | | |
| 16.0 | 166 | 37.0 | 24.0 | 37.0 | 37.0 | 24.0 | 37.0 | 37.0 | 24.0 | 37.0 | 58.0 | 30.0 | 44.0 | 58.0 | 34.0 | 49.0 | | | | |
| 18.0 | 186 | 48.0 | 21.5 | 35.0 | ② ⑤ | 48.0 | 21.5 | 35.0 | ② ⑤ | 48.0 | 21.5 | 35.0 | ② ⑤ | 58.0 | 30.0 | 44.0 | ③ ⑥ | | | |
| 20.0 | 206 | 48.0 | 24.0 | 38.0 | ② ⑤ | 48.0 | 24.0 | 38.0 | ② ⑤ | 48.0 | 24.0 | 38.0 | ② ⑤ | 58.0 | 34.0 | 49.0 | | | | |
| 22.0 | 226 | 58.0 | 26.0 | 40.0 | ③ ⑥ | 58.0 | 26.0 | 40.0 | ③ ⑥ | 58.0 | 26.0 | 40.0 | ③ ⑥ | 58.0 | 26.0 | 40.0 | | | | |
| 25.0 | 256 | 58.0 | 26.0 | 40.0 | | 58.0 | 26.0 | 40.0 | | 58.0 | 26.0 | 40.0 | | 58.0 | 26.0 | 40.0 | | | | |
| 30.0 | 306 | 58.0 | 26.0 | 40.0 | | 58.0 | 26.0 | 40.0 | | 58.0 | 26.0 | 40.0 | | 58.0 | 26.0 | 40.0 | | | | |
| 40.0 | 406 | 58.0 | 30.0 | 44.0 | | 58.0 | 30.0 | 44.0 | | 58.0 | 30.0 | 44.0 | | 58.0 | 30.0 | 44.0 | | | | |
| 50.0 | 506 | 58.0 | 34.0 | 49.0 | | 58.0 | 34.0 | 49.0 | | 58.0 | 34.0 | 49.0 | | 58.0 | 34.0 | 49.0 | | | | |

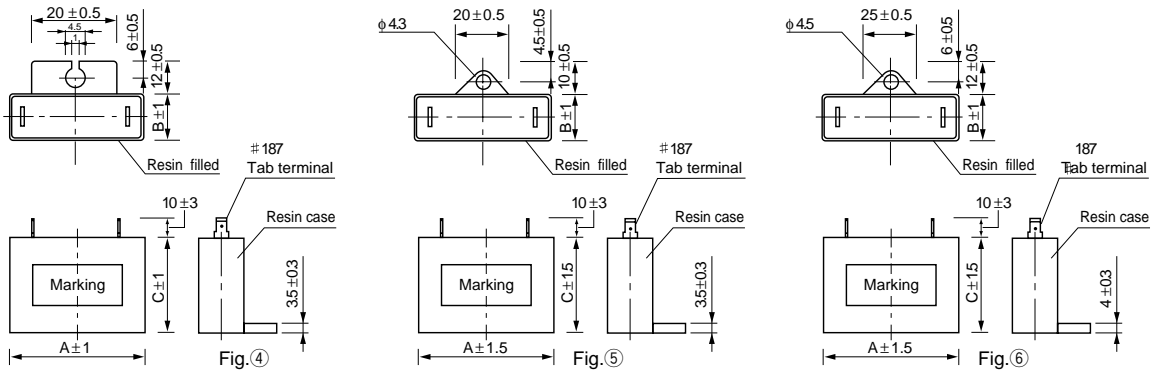
EC, EN series

■ Drawing

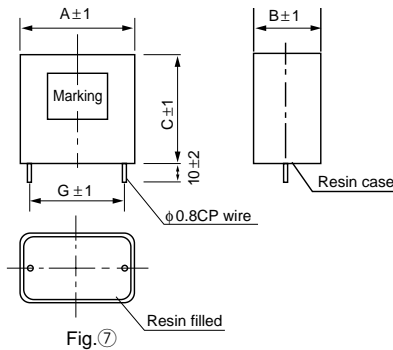
● Tab terminal 2 (Terminal shape : □)



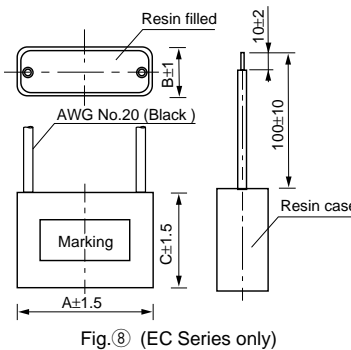
● Tab terminal 1 (Terminal shape : Z)



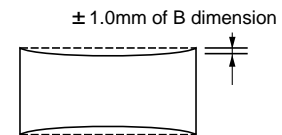
● Pin terminal (Terminal shape : W)



● Stranded wire terminal (Terminal shape : T)



Remarks : 1) Tab terminal product has bracket as standard. It is also available without bracket.
 2) Dimension of case bottom is expressed by A and B.
 3) Dimension B of case top shall be ±1.0mm as shown below.



4) In case of pin terminal product, cased dimension A is only 37mm.

■ Dimensions

| Case size (mm) | | | Case size code () for Pin terminal | Terminal Shape □ | Terminal Shape Z | Terminal Shape W | | Terminal Shape T | |
|----------------|------|------|--|------------------|------------------|-------------------|-----|------------------------|-----|
| A | B | C | | Fig | Fig | Lead pitch G (mm) | Fig | Stranded wire terminal | Fig |
| 37.0 | 11.5 | 25.0 | 01 | ① | ④ | 34.2 | ⑦ | — | ⑧ |
| 37.0 | 13.5 | 27.0 | 02 (09)※ | | | | | | |
| 37.0 | 15.5 | 29.0 | 03 (27)※※ | | | | | | |
| 37.0 | 17.5 | 31.0 | 04 (11)※※ | | | | | | |
| 37.0 | 19.5 | 33.0 | 05 | | | | | | |
| 37.0 | 21.5 | 35.0 | 06 | | | | | | |
| 37.0 | 24.0 | 37.0 | 07 | | | | | | |
| 48.0 | 21.5 | 35.0 | 13 | ② | ⑤ | — | — | — | — |
| 48.0 | 24.0 | 38.0 | 14 | | | | | | |
| 58.0 | 26.0 | 40.0 | 15 | ③ | ⑥ | — | — | — | — |
| 58.0 | 30.0 | 44.0 | 16 | | | | | | |
| 58.0 | 34.0 | 49.0 | 31 | | | | | | |

※ In case of pin terminal and stranded wire terminal product, dimension will be 37.0 × 13.5 × 28.0mm. (Code : 09)
 ※※ In case of pin terminal and stranded wire terminal product, dimension will be 37.0 × 15.5 × 29.0mm. (Code : 27)
 ※※※ In case of pin terminal and stranded wire terminal product, dimension will be 37.0 × 17.5 × 31.0mm. (Code : 11)