

Features

- Small Size
- Light Weight
- Low VSWR
- Ideal for Test and Measurement as well as System use

Plug Part Number	Figure	Jack Part Number	Figure	Frequency (GHz)	Power (W) Avg.	VSWR DC - 4 GHz	VSWR 4 - 12.4 GHz	VSWR 12.4 - 18 GHz	VSWR 18 - 26.5 GHz
2001-6151-02 ⁵	1	—	—	DC - 4.0	1.0	DC - 1 1.05:1 1 - 4 1.10:1	—	—	—
2001-6101-00	1	—	—	DC - 18.0	1.0	1.05:1	1.15:1	1.20:1	—
2001-6143-00	1	—	—	DC - 18.0	1.0	1.09:1 ¹	1.17:1	1.23:1 ¹	—
2001-6112-00	1	—	—	DC - 18.0	0.5	1.05:1	1.15:1	1.20:1	—
2001-6113-00	1	2002-6113-00	2	DC - 18.0	0.5	1.10:1	1.20:1	1.30:1	—
2001-6115-00	1 ³	—	—	DC - 18.0	0.5	1.10:1	1.20:1	1.30:1	—
2001-6110-00	1	—	—	DC - 26.5	0.5	1.05:1	1.15:1	1.20:1	1.30:1

1. VSWR based on $1.05 + 0.01 f$ (GHz) Max.
2. Calibrated termination supplied with data identifying actual VSWR values at 2.0, 4.0, 12.4 and 18 GHz. Finish is gold.
3. With 2" monel bead chain attached to Nickel Plated Brass eyelet with 0.130 I.D. clearance hole end adds to length of device.
4. Power is derated linearly from 3 watts at $\leq 25^{\circ}\text{C}$. VSWR based on $1.05:1 + 0.008 f$ (GHz) Max.
5. Gold plated body with passivated stainless steel coupling nut.
6. Standard finish is gold. For passivated stainless steel, change part number suffix from -00 to -02.

Figure 1

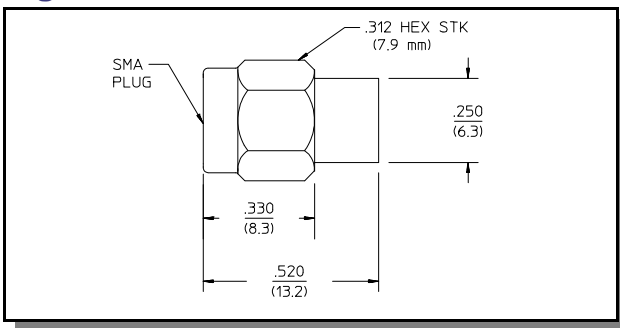
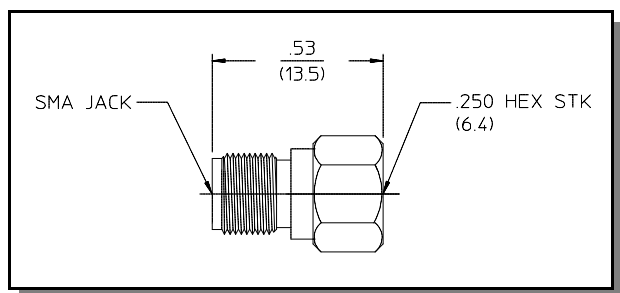
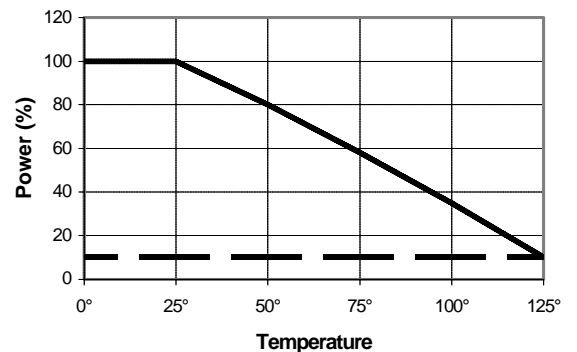


Figure 2



Typical Temperature Derating



All SMA standard model terminations are 50 ohms and are derated linearly to 10% power at 125°C. Operating temperature range is -54°C to +125°C