

Physical Dimensions

Model #	Description	A	B	C	D
3C-020-M02-P	Metal Bowl, Manual Drain	3.0	6.8	3.0	1.5
3C-020-M02-F	Metal Bowl, Float Drain	3.0	6.8	3.0	1.5
3C-020-M02-Fi	Metal Bowl, Float Drain w/Indicator	3.0	7.5	3.0	1.5
3C-020-P02-P	Poly Bowl, Manual Drain	3.0	6.8	3.0	1.5
3C-020-P02-F	Poly Bowl, Float Drain	3.0	6.8	3.0	1.5
3C-020-P02-Fi	Poly Bowl, Float Drain w/Indicator	3.0	7.5	3.0	1.5

Specifications

Port Sizes	1/4"
Thread Styles	NPT, BSPT, BSPP
Flow Capacity	20 SCFM @ 100 PSI
Bowl Types	Aluminum Polycarbonate
Maximum Temp. & Pressure*	Aluminum 175°F, 200 PSIG Polycarb. 125°F, 150 PSIG
Filter Capacity	0.01 Micron and Larger
Differential Pressure	< 1.5 PSID at Rated Flow

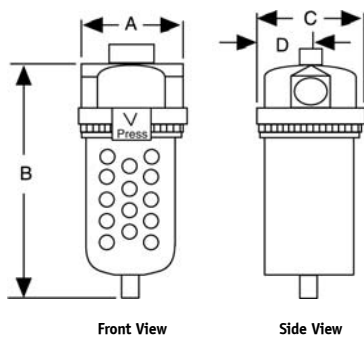
*For higher pressure applications, consult factory. If unit is equipped with differential indicator, maximum temperature and pressure are 125°F and 150 PSIG regardless of bowl design.

Order Guide

	Port Size	Metal Bowl	Metal Bowl w/Indicator	Poly Bowl	Poly Bowl w/Indicator
Manual Drain	1/4"	3C-020-M02-P	3C-020-M02-Pi	3C-020-P02-P	3C-020-P02-Pi
Float Drain	1/4"	3C-020-M02-F	3C-020-M02-Fi	3C-020-P02-F	3C-020-P02-Fi

Replacement Parts & Accessories

Description	Part Number	Description	Part Number
Bowl O-Ring	N32-95-009	Replacement Element	3C-020
Metal Bowl Assembly, Plastic Float Drain	N32-95-950	Blanking Cap	N32-95-020
Differential Indicator	N32-W1-DPi	Manual Flex Drain	N32-95-610
Manual Drain	N32-95-182	Low Flow Plastic Drain	N32-96-400
Brass Float Drain	N32-95-978	Poly Bowl, Plastic Float Drain	N32-15-160
Plastic Float Drain	N32-95-973		



Physical Dimensions

Model #	Description	A	B	C	D
3C-060-M04-P	Metal Bowl, Manual Drain	3.8	10.0	3.8	2.0
3C-060-M04-F	Metal Bowl, Float Drain	3.8	10.5	3.8	2.0
3C-060-M04-Fi	Metal Bowl, Float Drain w/Indicator	3.8	11.5	3.8	2.0
3C-060-P04-P	Poly Bowl, Manual Drain	3.8	10.0	3.8	2.0
3C-060-P04-F	Poly Bowl, Float Drain	3.8	10.5	3.8	2.0
3C-060-P04-Fi	Poly Bowl, Float Drain w/Indicator	3.8	11.5	3.8	2.0

Specifications

Port Sizes	1/4", 3/8", 1/2"
Thread Styles	NPT, BSPT, BSPP
Flow Capacity	60 SCFM @ 100 PSI
Bowl Types	Aluminum Polycarbonate
Maximum Temp. & Pressure*	Aluminum 175°F, 200 PSIG Polycarb. 125°F, 150 PSIG
Filter Capacity	0.01 Micron and Larger
Differential Pressure	< 1.5 PSID at Rated Flow

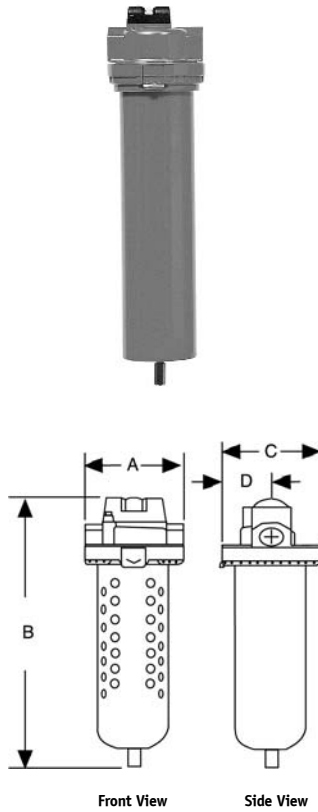
*For higher pressure applications, consult factory. If unit is equipped with differential indicator, maximum temperature and pressure are 125°F and 150 PSIG regardless of bowl design.

Order Guide

	Port Size	Metal Bowl	Metal Bowl w/Indicator	Poly Bowl	Poly Bowl w/Indicator
Manual Drain	1/4"	3C-060-M02-P	3C-060-M02-Pi	3C-060-P02-P	3C-060-P02-Pi
	3/8"	3C-060-M03-P	3C-060-M03-Pi	3C-060-P03-P	3C-060-P03-Pi
	1/2"	3C-060-M04-P	3C-060-M04-Pi	3C-060-P04-P	3C-060-P04-Pi
Float Drain	1/4"	3C-060-M02-F	3C-060-M02-Fi	3C-060-P02-F	3C-060-P02-Fi
	3/8"	3C-060-M03-F	3C-060-M03-Fi	3C-060-P03-F	3C-060-P03-Fi
	1/2"	3C-060-M04-F	3C-060-M04-Fi	3C-060-P04-F	3C-060-P04-Fi

Replacement Parts & Accessories

Description	Part Number	Description	Part Number
Bowl O-Ring	N32-95-257	Replacement Element	3C-060
Metal Bowl Assembly, Brass Float Drain	N34-95-200	Blanking Cap	N32-95-020
Differential Indicator	N32-W1-DPi	Manual Drain (for Metal Bowl)	PC-02
Manual Drain (for Poly Bowl)	N32-95-182	Poly Bowl, Brass Float Drain	N32-15-164
Brass Float Drain	N32-95-978	Poly Bowl, Plastic Float Drain	N32-15-165
Plastic Float Drain	N32-95-973		
Poly Bowl, Manual Flex Drain	N32-95-610		



Physical Dimensions

Model #	Description	A	B	C	D
3C-090-M06-P	Metal Bowl, Manual Drain	4.6	16.75	4.6	2.4
3C-090-M06-F	Metal Bowl, Float Drain	4.6	17.5	4.6	2.4
3C-090-M06-Fi	Metal Bowl, Float Drain w/Indicator	4.6	19.0	4.6	2.4
3C-090-P06-P	Poly Bowl, Manual Drain	4.6	14.0	4.6	2.4
3C-090-P06-F	Poly Bowl, Float Drain	4.6	14.5	4.6	2.4
3C-090-P06-Fi	Poly Bowl, Float Drain w/Indicator	4.6	15.0	4.6	2.4

Physical dimensions for the 150 SCFM units are identical to the 90 SCFM units.

Specifications

Port Sizes	1/2", 3/4", 1"
Thread Styles	NPT, BSPT, BSPP
Flow Capacity	90 & 150 SCFM @ 100 PSI
Bowl Types	Aluminum Polycarbonate
Maximum Temp. & Pressure*	Aluminum 175°F, 200 PSIG Polycarb. 125°F, 150 PSIG
Filter Capacity	0.01 Micron and Larger
Differential Pressure	< 1.5 PSID at Rated Flow

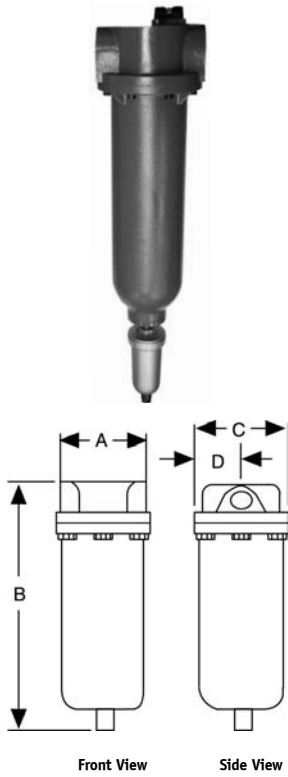
*For higher pressure applications, consult factory. If unit is equipped with differential indicator, maximum temperature and pressure are 125°F and 150 PSIG regardless of bowl design.

Order Guide

	Port Size	Metal Bowl	Metal Bowl w/Indicator	Poly Bowl	Poly Bowl w/Indicator
Manual Drain	1/2"	3C-090-M04-P	3C-090-M04-Pi	3C-090-P04-P	3C-090-P04-Pi
	3/4"	3C-090-M06-P	3C-090-M06-Pi	3C-090-P06-P	3C-090-P06-Pi
	1"	3C-090-M08-P	3C-090-M08-Pi	3C-090-P08-P	3C-090-P08-Pi
Float Drain	1/2"	3C-090-M04-F	3C-090-M04-Fi	3C-090-P04-F	3C-090-P04-Fi
	3/4"	3C-090-M06-F	3C-090-M06-Fi	3C-090-P06-F	3C-090-P06-Fi
	1"	3C-090-M08-F	3C-090-M08-Fi	3C-090-P08-F	3C-090-P08-Fi
Manual Drain	1/2"	3C-150-M04-P	3C-150-M04-Pi	3C-150-P04-P	3C-150-P04-Pi
	3/4"	3C-150-M06-P	3C-150-M06-Pi	3C-150-P06-P	3C-150-P06-Pi
	1"	3C-150-M08-P	3C-150-M08-Pi	3C-150-P08-P	3C-150-P08-Pi
Float Drain	1/2"	3C-150-M04-F	3C-150-M04-Fi	3C-150-P04-F	3C-150-P04-Fi
	3/4"	3C-150-M06-F	3C-150-M06-Fi	3C-150-P06-F	3C-150-P06-Fi
	1"	3C-150-M08-F	3C-150-M08-Fi	3C-150-P08-F	3C-150-P08-Fi

Replacement Parts & Accessories

Description	Part Number	Description	Part Number
Bowl O-Ring	N32-95-256	Plastic Float Drain	N32-95-973
Metal Bowl Assembly, Brass Float Drain	N34-15-179	Replacement Element	3C-090, 3C-150
Differential Indicator	N32-W1-DPi	Blanking Cap	N32-95-020
Manual Drain (for Poly Bowl)	N32-95-182	Manual Drain (for Metal Bowl)	PC-03
Brass Float Drain	N32-95-978	Poly Bowl, Brass Float Drain	N32-15-166



Physical Dimensions

Model #	Description	A	B	C	D
3C-300-M12-P	Metal Bowl, Manual Drain	7.8	27.5	7.8	3.9
3C-300-M12-F	Metal Bowl, Float Drain	7.8	32.0	7.8	3.9
3C-300-M12-Fi	Metal Bowl, Float Drain w/Indicator	7.8	33.0	7.8	3.9
3C-300-M16-P	Metal Bowl, Manual Drain	7.8	27.5	7.8	3.9
3C-300-M16-F	Metal Bowl, Float Drain	7.8	32.0	7.8	3.9
3C-300-M16-Fi	Metal Bowl, Float Drain w/Indicator	7.8	33.0	7.8	3.9

Specifications

Port Sizes	1-1/4", 1-1/2", 2"
Thread Styles	NPT, BSPP
Flow Capacity	300 SCFM @ 100 PSI
Bowl Types	Aluminum
Maximum Temp.	175°F
Maximum Pressure*	200 PSIG
Filter Capacity	0.01 Micron and Larger
Differential Pressure	< 1.5 PSID at Rated Flow

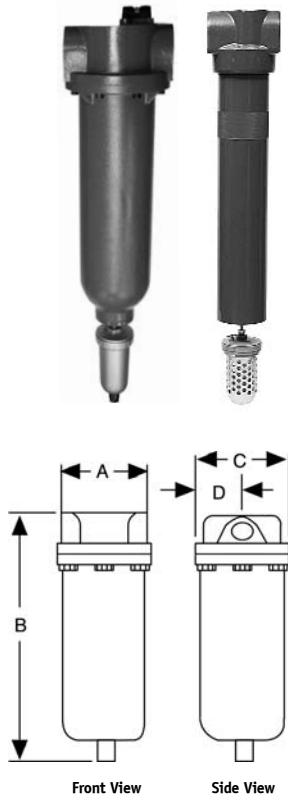
*For higher pressure applications, consult factory. If unit is equipped with differential indicator, maximum temperature and pressure are 125°F and 150 PSIG regardless of bowl design.

Order Guide

	Port Size	Metal Bowl	Metal Bowl w/Indicator
Manual Drain	1-1/4"	3C-330-M10-P	3C-300-M10-Pi
	1-1/2"	3C-300-M12-P	3C-300-M12-Pi
	2"	3C-300-M16-P	3C-300-M16-Pi
Float Drain	1-1/4"	3C-300-M10-F	3C-300-M10-Fi
	1-1/2"	3C-300-M12-F	3C-300-M12-Fi
	2"	3C-300-M16-F	3C-300-M16-Fi

Replacement Parts & Accessories

Description	Part Number	Description	Part Number
Bowl O-Ring	N32-F35-OR	Electronic Drain	N32-XED-04
Float Drain	N32-95-XD8	Replacement Element	3C-300
Differential Indicator	N32-W1-DPi	Blanking Cap	N32-95-020
Manual Drain (for Metal Bowl)	KSG-071		



Physical Dimensions

Model #	Description	A	B	C	D
3C-400-M10-P	Metal Bowl, Manual Drain	7.8	27.5	7.8	3.9
3C-400-M10-F	Metal Bowl, Float Drain	7.8	32.0	7.8	3.9
3C-400-M10-Fi	Metal Bowl, Float Drain w/Indicator	7.8	33.0	7.8	3.9
3C-400-M12-P	Metal Bowl, Manual Drain	7.8	27.5	7.8	3.9
3C-400-M12-F	Metal Bowl, Float Drain	7.8	32.0	7.8	3.9
3C-400-M12-Fi	Metal Bowl, Float Drain w/Indicator	7.8	33.0	7.8	3.9
3C-400-M16-P	Metal Bowl, Manual Drain	7.8	27.5	7.8	3.9
3C-400-M16-F	Metal Bowl, Float Drain	7.8	32.0	7.8	3.9
3C-400-M16-Fi	Metal Bowl, Float Drain w/Indicator	7.8	33.0	7.8	3.9
3C-1200-M24-P	Metal Bowl, Manual Drain	8.0	39.5	8.0	4.0
3C-1200-M24-F	Metal Bowl, Float Drain	8.0	45.0	8.0	4.0

Physical dimensions for 400 and 700 SCFM housing are identical.

Specifications

Port Sizes	1-1/4", 1-1/2", 2", 3"
Thread Styles*	NPT, BSPT, BSPP
Flow Capacity	400, 700 & 1200 SCFM @ 100 PSI
Bowl Types	Aluminum
Maximum Temp.	175°F
Maximum Pressure**	200 PSIG
Filter Capacity	0.01 Micron and Larger
Differential Pressure	< 1.5 PSID at Rated Flow

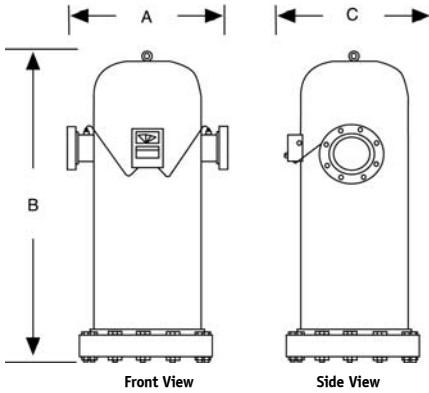
*3" unit is available in NPT thread only. **For higher pressure applications, consult factory. If unit is equipped with differential indicator or float drain, maximum temperature and pressure are 125°F and 150 PSIG regardless of bowl design.

Order Guide

	Port Size	Metal Bowl	Metal Bowl w/Indicator	Metal Bowl	Metal Bowl w/Indicator
Manual Drain	1-1/4"	3C-400-M10-P	3C-400-M10-Pi	3C-700-M10-P	3C-700-M10-Pi
	1-1/2"	3C-400-M12-P	3C-400-M12-Pi	3C-700-M12-P	3C-700-M12-Pi
	2"	3C-400-M16-P	3C-400-M16-Pi	3C-700-M16-P	3C-700-M16-Pi
	3"	3C-1200-M24-P			
Float Drain	1-1/4"	3C-400-M10-F	3C-400-M10-Fi	3C-700-M10-F	3C-700-M10-Fi
	1-1/2"	3C-400-M12-F	3C-400-M12-Fi	3C-700-M12-F	3C-700-M12-Fi
	2"	3C-400-M16-F	3C-400-M16-Fi	3C-700-M16-F	3C-700-M16-Fi
	3"	3C-1200-M24-F			

Replacement Parts & Accessories

Description	Part Number	Description	Part Number
Bowl O-Ring (400/700)	N32-F35-OR	Electronic Drain	N32-XED-04
Float Drain	N32-95-XD8	Replacement Element	3C-400, 3C-700, 3C-1200
Differential Indicator (400/700)	N32-W1-DPi	Blanking Cap (400/700)	N32-95-020
Manual Drain (for Metal Bowl)	KSG-071	Bowl O-Ring (1200)	PHC-032



Physical Dimensions

Model #	Description	A	B	C
3C-1900-MFD-P	3" Manual Drain	20.0	44.75	19.0
3C-1900-MFD-X	3" External Float	20.0	44.75	19.0
3C-1900-MFE-P	4" Manual Drain	20.0	44.75	19.0
3C-1900-MFE-X	4" External Float	20.0	44.75	19.0
3C-3000-MFF-P	6" Manual Drain	20.0	44.75	19.0
3C-3000-MFF-X	6" External Float	20.0	44.75	19.0

All 3C-1900 units require a minimum 25" clearance between the bottom of housing and floor for installation
 All 3C-3000 units require a minimum 36" clearance between the bottom of housing and floor for installation

Specifications

Port Sizes	3", 4", 6" RFSO
Thread Styles	Raised Face 150# Flanges
Flow Capacity	1900 & 3000 SCFM @ 100 PSI
Bowl Types	Epoxy Coated Steel
Maximum Temp.	125°F
Maximum Pressure*	150 PSIG
Filter Capacity	0.01 Micron and Larger
Differential Pressure	< 1.5 PSID at Rated Flow

*For higher pressure applications, consult factory. If unit is equipped with differential indicator, maximum temperature and pressure are 125°F and 150 PSIG regardless of bowl design.

Order Guide

	Port Size	Metal Bowl w/Indicator
Manual Drain	3"	3C-1900-MFD-P
	4"	3C-1900-MFE-P
	6"	3C-3000-MFF-P
Float Drain	3"	3C-1900-MFD-X
	4"	3C-1900-MFE-X
	6"	3C-3000-MFF-X

Replacement Parts & Accessories

Description	Part Number
Float Drain	N32-95-XD8
Differential Indicator	N32-P2-DPi
Electronic Drain	N32-XED-04
Replacement Element	3C-1900 or 3C-3000