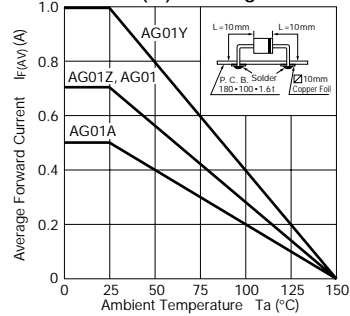


Ultra-Fast-Recovery Rectifier Diodes

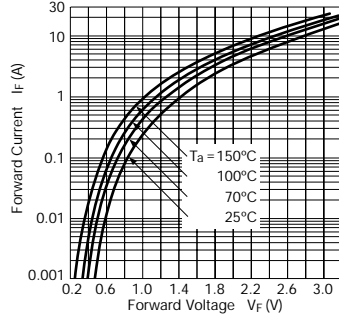
Type No.	Parameter	Absolute Maximum Ratings				Electrical Characteristics (Ta=25°C)							Others											
		V _{RM} (V)	I _{F(AV)} (A)	I _{FSM} (A)	T _J (°C)	T _{stg} (°C)	V _F (V)		I _R (mA)	I _R (H) (mA)	t _{rr} (ns)		R _{th(j-ℓ)} (°C/W)	Mass (g)	Fig.									
							max	I _F (A)			V _R =V _{RM} max	V _R =V _{RM} Ta=100°C max				I _F /I _{RP} (mA)	I _F /I _{RP} (mA)							
AG01Y		70	1.0	25	-40 to +150		1.2	1.0	0.1	0.5	100	100/100	50	100/200	22	0.13	Ⓐ							
AG01Z		200	0.7	15			1.8	0.7																
AG01		400					0.5																	
AG01A		600	0.5																					
EG01Y		70	1.0	30			1.2	1.0										100	100/100	50	100/200	20	0.2	Ⓑ
EG01Z		200	0.7	15			1.9	0.7																
EG01		400			2.0	0.5	0.1	0.5																
EG01A		600	0.5	10																				

AG01 series

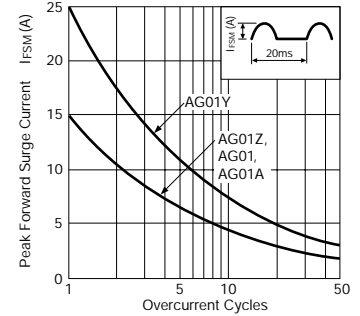
Ta—I_{F(AV)} Derating



V_F—I_F Characteristics (Typical)

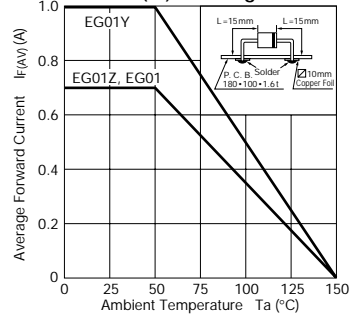


I_{FSM} Rating

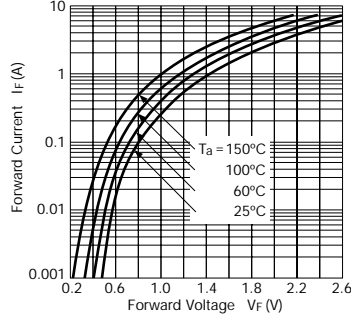


EG01Y, EG01Z, EG01

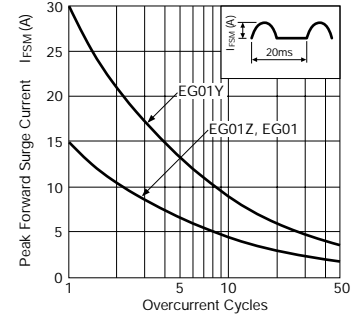
Ta—I_{F(AV)} Derating



V_F—I_F Characteristics (Typical)

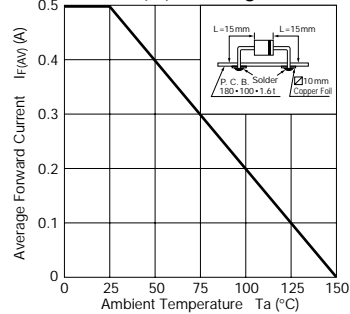


I_{FSM} Rating

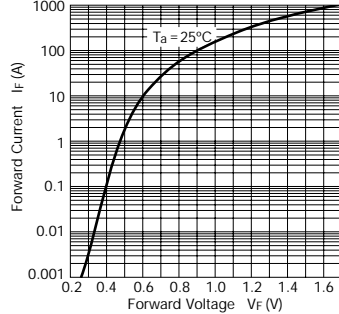


EG01A

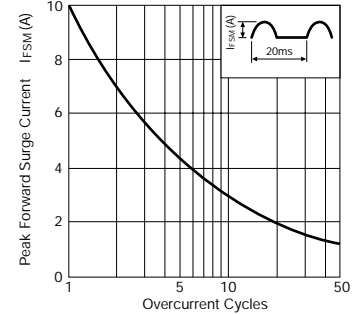
Ta—I_{F(AV)} Derating



V_F—I_F Characteristics (Typical)



I_{FSM} Rating



External Dimensions

(Unit: mm)

Flammability:
UL94V-0 or Equivalent

Fig. Ⓐ

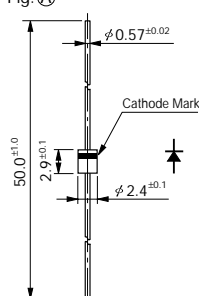


Fig. Ⓑ

