

## Miniature Bridge Rectifiers

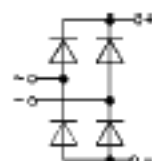
**SKB B ... C 3200/2200**  
**SKBa B ... C 3200/2200**

V <sub>RSM</sub> V <sub>RRM</sub>	V <sub>V RMS</sub>	I <sub>D</sub> (T <sub>amb</sub> = 45 °C) 4 A		
		Types	C <sub>max</sub> μF	R <sub>min</sub> Ω
100	40	SKB B 40 C3200/2200	10000	0,25
400	125	SKB B 80 C3200/2200	3000	0,8
800	250	SKB B 250 C3200/2200	1700	1,8
900	380	SKB B 380 C3200/2200	1800	2,4
1200	500	SKB B 500 C3200/2200	800	3
V <sub>(BR)min</sub> V	V <sub>V RMS</sub> V	Avalanche Type		
1300	500	SKBa B 500 C3200/2200	800	3

Symbol	Conditions	SKB... SKBa ...	Units
I <sub>D</sub>	T <sub>amb</sub> = 45 °C; isolated <sup>1)</sup> chassis <sup>2)</sup>	2,7 4,0	A A
I <sub>DCL</sub>	T <sub>amb</sub> = 45 °C; isolated <sup>1)</sup> chassis <sup>2)</sup>	2,2 3,2	A A
I <sub>FSM</sub>	T <sub>Vj</sub> = 25 °C, 10 ms T <sub>Vj</sub> = 150 °C, 10 ms	115 100	A A
i <sup>2</sup> t	T <sub>Vj</sub> = 25 °C, 8,3...10 ms T <sub>Vj</sub> = 150 °C, 8,3...10 ms	66 50	A <sup>2</sup> s A <sup>2</sup> s
P <sub>RSM</sub>	t <sub>p</sub> = 10 μs; avalanche type	2000	W
V <sub>F</sub>	T <sub>Vj</sub> = 25 °C; I <sub>F</sub> = 10 A	1,25	V
V <sub>(TO)</sub>	T <sub>Vj</sub> = 150 °C	0,85	V
r <sub>T</sub>	T <sub>Vj</sub> = 150 °C	24	mΩ
I <sub>RD</sub>	T <sub>Vj</sub> = 25 °C; V <sub>RD</sub> = V <sub>RRM</sub> = 100 V ≥ 400 V V <sub>RD</sub> = V <sub>(BR)min</sub>	20 5 5	μA μA μA
	T <sub>Vj</sub> = 150 °C; V <sub>DR</sub> = V <sub>RRM</sub> = 100 V ≥ 400 V	1 0,6	mA mA
t <sub>r</sub>	T <sub>Vj</sub> = 25 °C	typ. 10	μs
f <sub>G</sub>		2000	Hz
R <sub>thja</sub>	isolated <sup>1)</sup> chassis <sup>2)</sup>	22 15	°C/W °C/W
T <sub>Vj</sub>		-40...+150	°C
T <sub>stg</sub>		-55...+150	°C
RC	P <sub>R</sub> = 1 W	20...50 10	Ω nF
F <sub>u</sub>		4	A
w		10	g
Case		G 5	

1) Freely suspended or mounted on an insulator

2) Mounted on a painted metal sheet of min. 250 x 250 x 1 mm



### Features

- Compact plastic package with in-line terminals
- High blocking voltage
- SKBa with avalanche characteristics
- Plastic material used for carries Underwriters Laboratories flammability classification 94 V-0

### Typical Applications

- Internal power supplies for electronic equipment
- DC power supplies
- Control equipment
- TV sets
- Avalanche types for inductive loads:  
Solenoids,  
Motor brakes

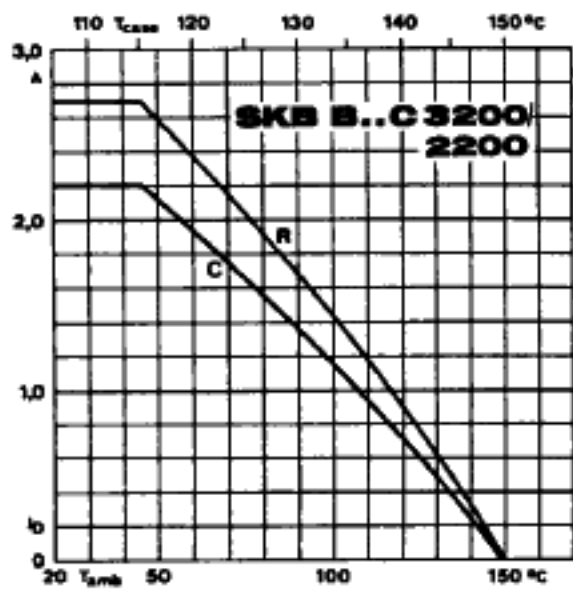


Fig. 1 Rated output current vs. ambient temperature

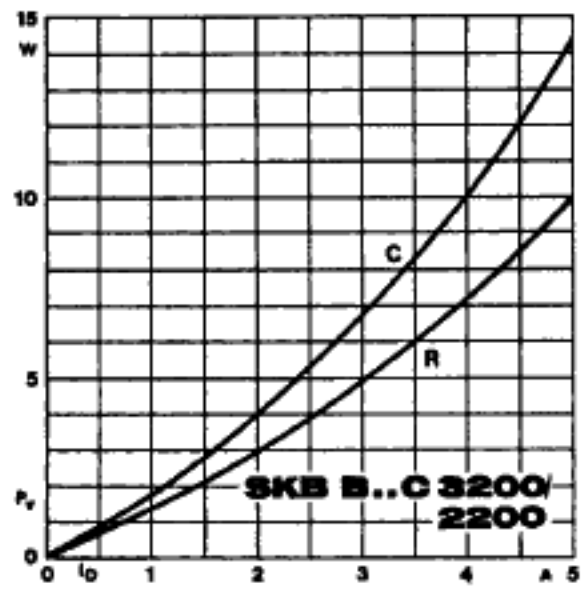


Fig. 2 Power dissipation vs. output current

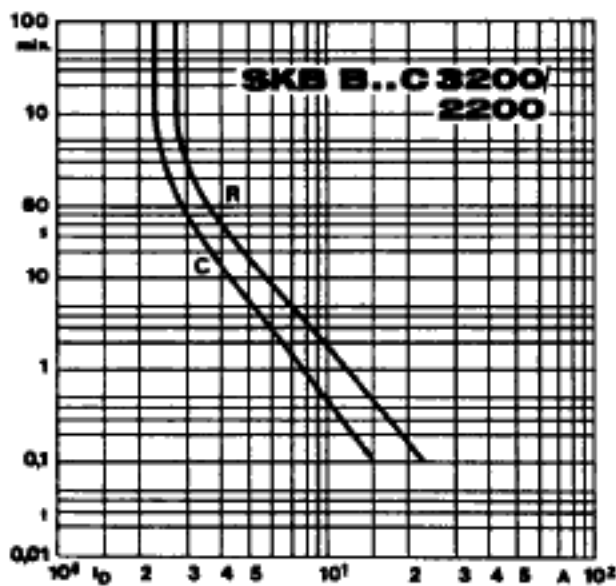


Fig. 6 Rated overload current vs. time



Fig. 7 Rated reverse power dissipation vs. time

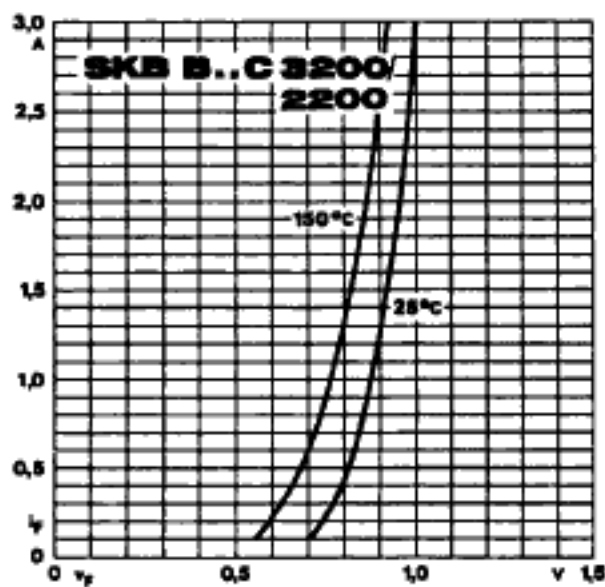
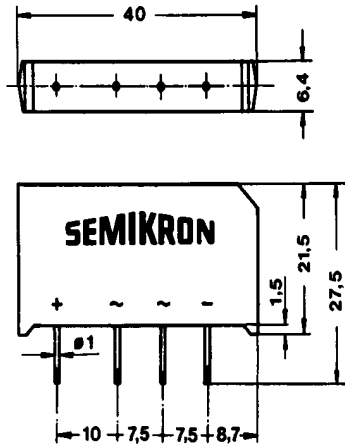


Fig. 9 Forward characteristics of a single diode

SKB B . . . C 3200/2200  
SKBa B . . . C 3200/2200  
Case G 5



Dimensions in mm

No. 3233 2500

