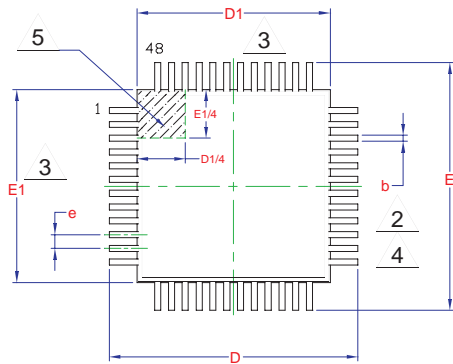



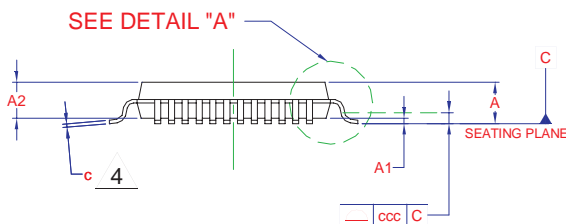
## 48 PIN TQFP/TQN PACKAGE OUTLINE



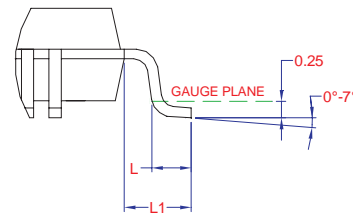
TOP VIEW



3-D VIEW



SIDE VIEW



DETAIL "A"

	Min	Nominal	Max	Note	Remark
A	-	-	1.60	-	Overall Package Height
A1	0.05	-	0.15	-	Standoff
A2	1.35	1.40	1.45	-	Package Body Thickness
D/E	8.80	9.00	9.20	-	X/Y Span
D1/E1	6.80	7.00	7.20	3	X/Y Body Size
L	0.45	0.60	0.75	-	Lead Foot Length
L1		1.00 REF		-	Lead Length
b	0.17	0.22	0.27	2,4	Lead Width
c	0.09	-	0.20	4	Lead Thickness
e		0.50 BSC		-	Lead Pitch
ccc	-	-	0.08	-	Coplanarity

Notes:

1. All dimensions are in millimeters.
2. True position spread tolerance of each lead is  $\pm 0.04$  mm at maximum material condition. Dimension "b" does not include dambar protrusion.
3. Dimensions "D1" and "E1" do not include mold protrusions. Maximum allowed protrusion is 0.25 mm per side. "D1" and "E1" are maximum plastic body size dimensions including mold mismatch.
4. Dimensions "b" and "c" apply to the flat section of the lead between 0.10 mm and 0.25 mm from the lead tip.
5. Details of pin 1 identifier are optional, but must be located within the zone indicated.
6. Provided for reference only - contact your SMSC Regional Sales Office for latest information.