

TECHNICAL DATA
DATA SHEET 1237, REV. B**DC-DC Converters**
Wide Input (2:1), 1000V Isolation, Regulated**FEATURES:**

- Isolation Voltage: 1000Vdc
- Isolation Resistance (1): 1GΩ
- Short-Circuit Duration: Continuous
- Case Temperature Rise: Max. 25°C, Typ. 15°C
- Cooling Method: Free-Air Cooling
- Operating Temp.: -40°C ~ + 85°C
- Storage Temp.: -50°C ~ + 125°C
- Humidity: ≤ 95%
- Soldering Temp. (2): 300°C
- Case Material: Non-Flammable Material (UL94-V0)
- Mean Time Before Failure: > 1,090,000 hours (Operating Temp. 25°C)

W-5W Series Input Characteristics

Part Number	Nominal Input Voltage	Input Voltage Range	Maximum Input Voltage*
W12XXH/GD5	12Vdc	9~18Vdc	20Vdc
W24XXH/GD5	24Vdc	18~36Vdc	40Vdc
W48XXH/GD5	48Vdc	36~72Vdc	80Vdc

* Voltage above this value may cause permanent damage to the device.

W-5W Series Output Characteristics

Parameter	MIN	TYP	MAX	Units
Output Power	1.25		5	W
Output Voltage Accuracy		± 1	± 3	%
Efficiency at 25% Load	60	65	70	%
Efficiency at 100% Load	75	80	86	%
Voltage Regulation		0.1	0.2	%
Vout (+) Load Regulation		0.2	0.5	%
Vout (-) Load Regulation		3	5	%
Temperature Coefficient			0.02	%/°C
Ripple		5	10	mVp-p
Noise		50	100	
Switching Frequency at 100% Load	80		200	kHz
Switching Frequency at 25% Load	250		550	kHz

1. All specifications at T_A=25°C, 75% of the humidity, Nominal input voltage, full output load unless otherwise specified.
2. Soldering for 10 seconds at 1.5mm away from the edge.

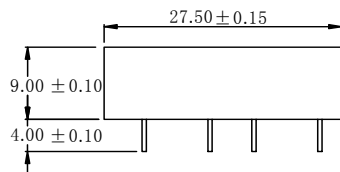
TECHNICAL DATA
DATA SHEET 1237, REV. B

W-5W Series Part Number List

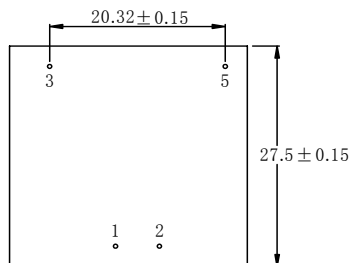
Input	Output	Power	Single-5W	Dual-5W
12 Vdc	±5V/500mA ±9V/278mA ±12V/210mA ±15V/166mA 5V/1000mA 9V/556mA 12V/420mA 15V/333mA	5.00 W	W1205HD5	W1205GD5
			W1209HD5	W1209GD5
			W1212HD5	W1212GD5
			W1215HD5	W1215GD5
15 Vdc			W1505HD5	W1505GD5
			W1509HD5	W1509GD5
			W1512HD5	W1512GD5
			W1515HD5	W1515GD5
24 Vdc			W2405HD5	W2405GD5
			W2409HD5	W2409GD5
			W2412HD5	W2412GD5
			W2415HD5	W2415GD5
48 Vdc			W4805HD5	W4805GD5
			W4809HD5	W4809GD5
			W4812HD5	W4812GD5
			W4815HD5	W4815GD5

Mechanical Dimension: in mm

WxxyyHD5 PACKAGE DIMENSIONS



Side view



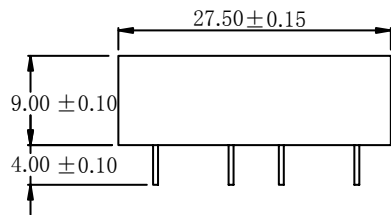
Bottom view

PIN CONFIGURATION

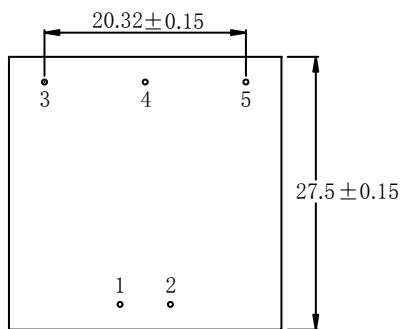
Pin	Function
1	Vin
2	GND
3	+Vo
5	-Vo

TECHNICAL DATA
DATA SHEET 1237, REV. B

WxxyyGD5 PACKAGE DIMENTIONS



Side view



Bottom view

PIN CONFIGURATION

Pin	Function
1	GND
2	Vin
3	+Vo
4	0V
5	-Vo

TECHNICAL DATA
DATA SHEET 1237, REV. B

DISCLAIMER:

- 1- The information given herein, including the specifications and dimensions, is subject to change without prior notice to improve product characteristics. Before ordering, purchasers are advised to contact the Sensitron Semiconductor sales department for the latest version of the datasheet(s).
- 2- In cases where extremely high reliability is required (such as use in nuclear power control, aerospace and aviation, traffic equipment, medical equipment, and safety equipment), safety should be ensured by using semiconductor devices that feature assured safety or by means of users' fail-safe precautions or other arrangement.
- 3- In no event shall Sensitron Semiconductor be liable for any damages that may result from an accident or any other cause during operation of the user's units according to the datasheet(s). Sensitron Semiconductor assumes no responsibility for any intellectual property claims or any other problems that may result from applications of information, products or circuits described in the datasheets.
- 4- In no event shall Sensitron Semiconductor be liable for any failure in a semiconductor device or any secondary damage resulting from use at a value exceeding the absolute maximum rating.
- 5- No license is granted by the datasheet(s) under any patents or other rights of any third party or Sensitron Semiconductor.
- 6- The datasheet(s) may not be reproduced or duplicated, in any form, in whole or part, without the expressed written permission of Sensitron Semiconductor.
- 7- The products (technologies) described in the datasheet(s) are not to be provided to any party whose purpose in their application will hinder maintenance of international peace and safety nor are they to be applied to that purpose by their direct purchasers or any third party. When exporting these products (technologies), the necessary procedures are to be taken in accordance with related laws and regulations.