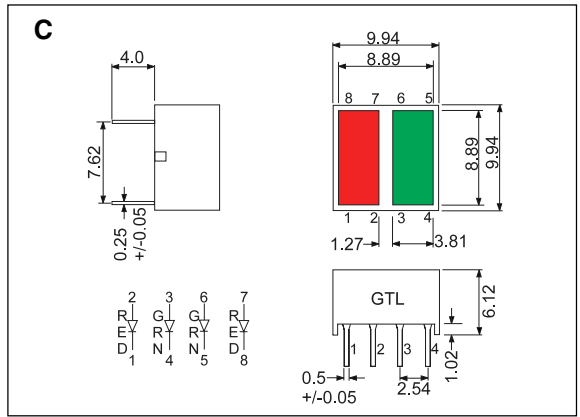
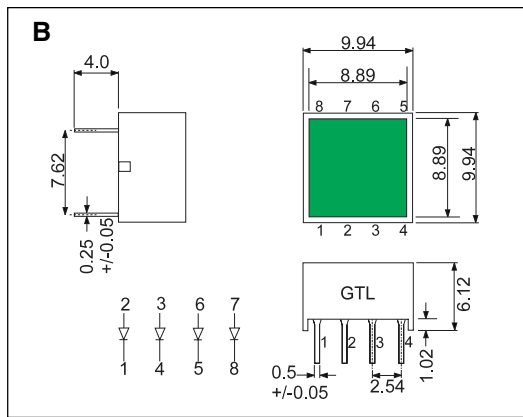


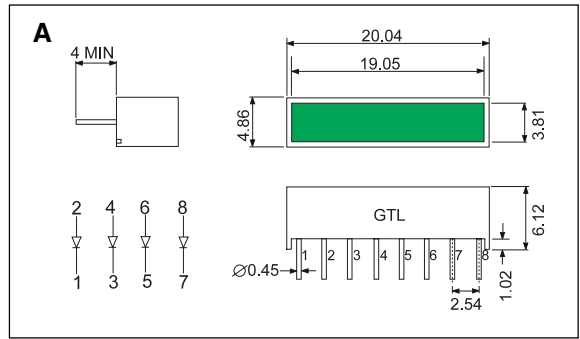
## Light Bar (8.89mm x 3.81mm)

	Line No.	Part No.	Lens	Luminous Intensity at 20mA		Forward Voltage at 20mA		Peak Wave Length at 20mA	Drawing
				Minimum	Maximum	Typical	Maximum		
● ULTRA BRIGHT RED	1	E2010	Diffused White	15.0mcd	40.0mcd	1.85V	2.5V	660nm	A
● SUPER BRIGHT GREEN	2	E2011	Diffused White	10.0mcd	25.0mcd	2.2V	2.5V	565nm	A



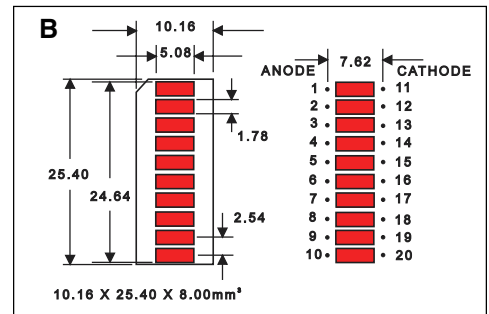
## Light Bar (8.89mm x 8.89mm)

	Line No.	Part No.	Lens	Luminous Intensity at 20mA		Forward Voltage at 20mA		Peak Wave Length at 20mA	Drawing
				Minimum	Maximum	Typical	Maximum		
● ULTRA BRIGHT RED	3	E2040	Diffused White	30.0mcd	80.0mcd	1.85V	2.5V	660nm	B
● SUPER BRIGHT GREEN	4	E2041	Diffused White	20.0mcd	50.0mcd	2.2V	2.5V	565nm	B
● RED & GREEN	5	E2020	Diffused White	15.0mcd 10.0mcd	40.0mcd 26.0mcd	1.85V 2.20V	2.5V 2.5V	660nm 565nm	C



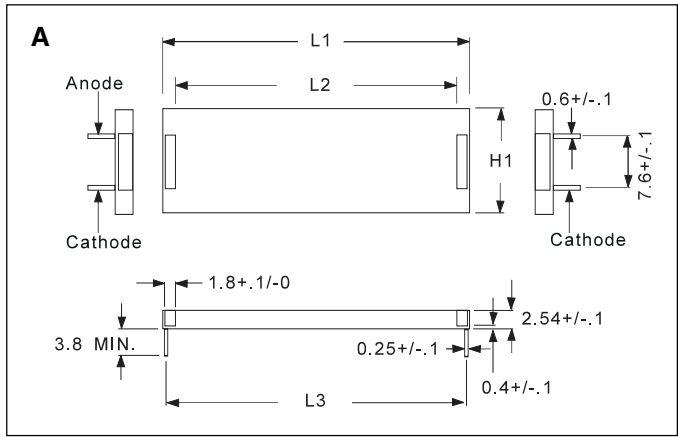
## Light Bar (19.95mm x 3.81mm)

	Line No.	Part No.	Lens	Luminous Intensity at 20mA		Forward Voltage at 20mA		Peak Wave Length at 20mA	Drawing
				Minimum	Maximum	Typical	Maximum		
● ULTRA BRIGHT RED	1	E2030	Diffused White	30.0mcd	80.0mcd	1.85V	2.5V	660nm	A
● SUPER BRIGHT GREEN	2	E2031	Diffused White	20.0mcd	50.0mcd	2.2V	2.5V	565nm	A



## LED Bargraph, 10 Segment

	Line No.	Part No.	Lens	Luminous Intensity at 10mA		Forward Voltage at 20mA		Peak Wave Length at 20mA	Drawing
				Minimum	Typical	Typical	Minimum		
● ULTRA BRIGHT RED	3	E1010	Diffused	9000μcd	31,000μcd	1.85V	2.5V	660nm	B
● HIGH EFFICIENCY RED	4	E1011	Diffused	2200μcd	9000μcd	2.0V	2.5V	625nm	B
● YELLOW	5	E1012	Diffused	2200μcd	9000μcd	2.1V	2.5V	590nm	B
● GREEN	6	E1013	Diffused	3600μcd	14,000μcd	2.2V	2.5V	565nm	B



## LED Modulite (Recommended for LCD Backlighting)

	Line No.	Part No.	Luminous Intensity at 20mA		Forward Voltage at 20mA (A)		Peak Wave Length at 20mA	Dimensions				Drawing
			Minimum	Maximum	Typical	Maximum		L1	L2	L3	H1	
● RED	1	MD5219R	7.5mcd	12.5mcd	4.50V	5.50V	625nm	52	47	49.5	19	A
● GREEN	2	MD5219G	6.6mcd	11.0mcd	4.50V	5.50V	565nm	52	47	49.5	19	A

(A) Per 2 Pin Module