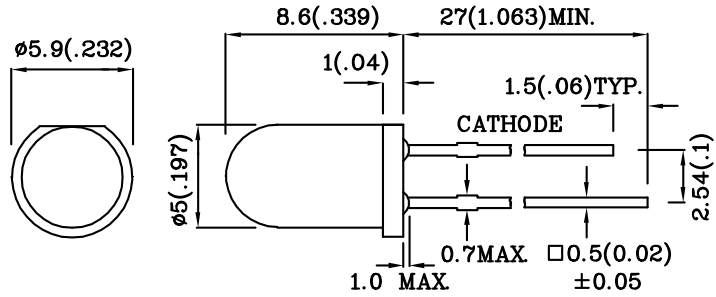


**Features**

- LOW POWER CONSUMPTION.
- POPULAR T-1 3/4 DIAMETER PACKAGE.
- GENERAL PURPOSE LEADS.
- RELIABLE AND RUGGED.
- LONG LIFE - SOLID STATE RELIABILITY.
- AVAILABLE ON TAPE AND REEL.
- RoHS COMPLIANT.



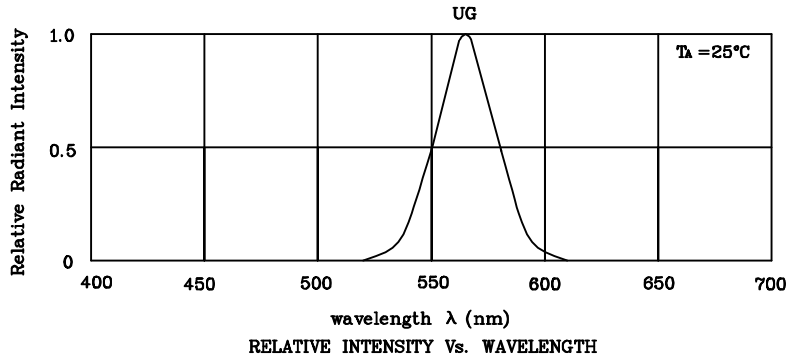
Notes:

1. All dimensions are in millimeters (inches).
2. Tolerance is  $\pm 0.25(0.01)$ " unless otherwise noted.

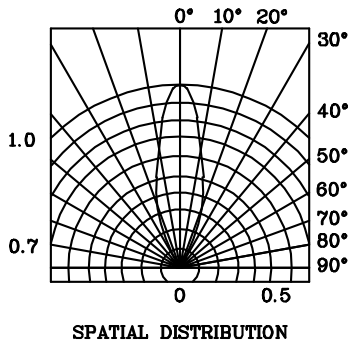
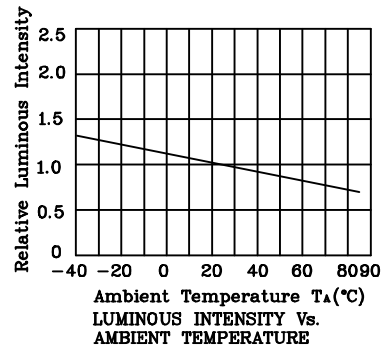
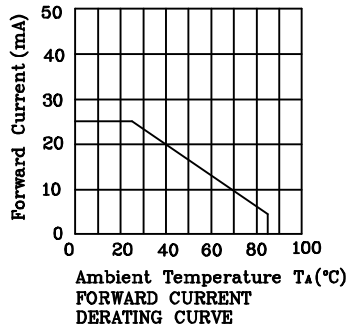
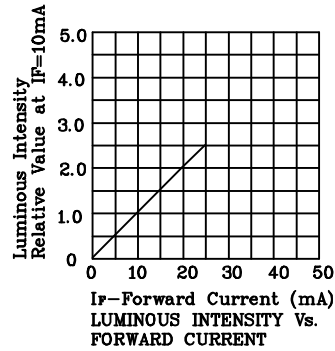
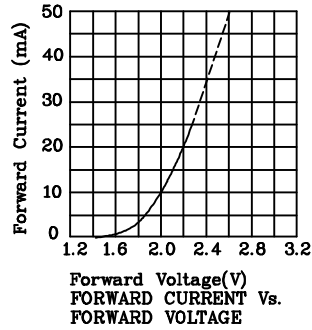
Absolute maximum ratings ( $T_A=25^\circ\text{C}$ )		UG (GaP)	Unit
Reverse voltage	$V_R$	5	V
Forward current	$I_F$	25	mA
Forward current (peak) 1/10Duty cycle 0.1ms pulse width	$i_{FS}$	140	mA
Power dissipation	$P_T$	105	mW
Operating temperature	$T_A$	-40 ~ +85	°C
Storage temperature	$T_{stg}$	-40 ~ +85	
Lead solder temperature [2mm below package base]	260°C For 3 Seconds		
Lead solder temperature [5mm below package base]	260°C For 5 Seconds		

Operating Characteristics ( $T_A=25^\circ\text{C}$ )		UG (GaP)	Unit
Forward voltage (typ.) ( $I_F=10\text{mA}$ )	$V_F$	2.0	V
Forward voltage (max.) ( $I_F=10\text{mA}$ )	$V_F$	2.5	V
Reverse current ( $V_R=5\text{V}$ )	$I_R$	10	uA
Wavelength at peak emission ( $I_F=10\text{mA}$ )	$\lambda_{peak}$	565	nm
Wavelength of dominant emission ( $I_F=10\text{mA}$ )	$\lambda_D$	568	nm
Spectral Line half-width ( $I_F=10\text{mA}$ )	$\Delta\lambda$	30	nm
Capacitance ( $V_F=0\text{V}$ , $f=1\text{MHz}$ )	C	15	pF

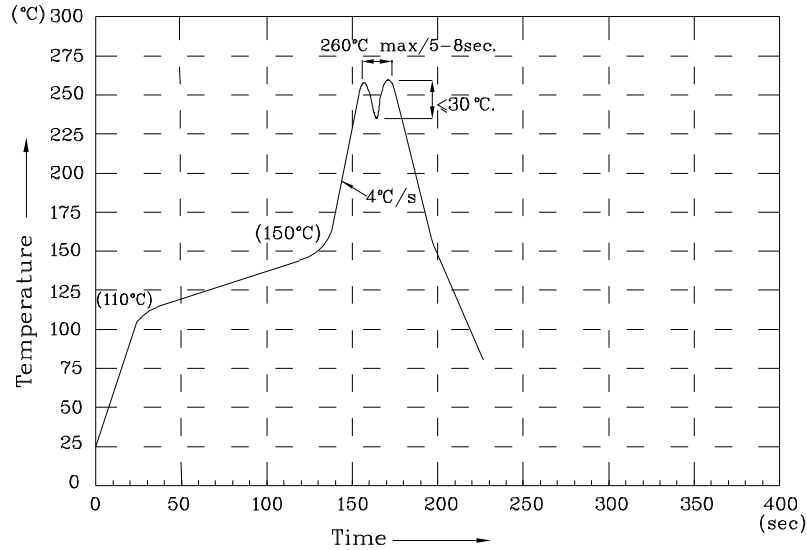
Part Number	Emitting Color	Emitting Material	Lens-color	Luminous Intensity ( $I_F=10\text{mA}$ ) mcd		Wavelength nm $\lambda_P$	Viewing Angle $2\theta_{1/2}$
				min.	typ.		
XLUG12D	Green	GaP	Green Diffused	5	19	565	30°



❖ UG



Wave Soldering Profile For Lead-free Through-hole LED.



NOTES:

- 1.Recommend the wave temperature 245°C~260°C.The maximum soldering temperature should be less than 260°C.
- 2.Do not apply stress on epoxy resins when temperature is over 85 degree°C.
- 3.The soldering profile apply to the lead free soldering (Sn/Cu/Ag alloy).
- 4.No more than once.

Remarks:

If special sorting is required (e.g. binning based on forward voltage, luminous intensity, or wavelength), the typical accuracy of the sorting process is as follows:

1. Wavelength: +/-1nm
2. Luminous Intensity: +/-15%
3. Forward Voltage: +/-0.1V

Note: Accuracy may depend on the sorting parameters.