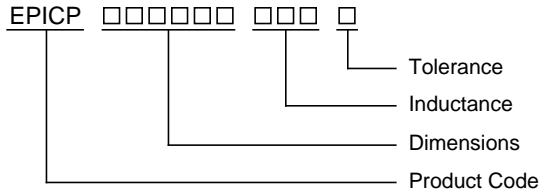


Applications :
High Current Chip Beads due to its Low DC Resistance.
Used in Power Supply, Signal and IC Power Lines

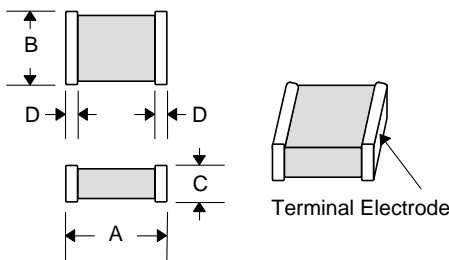
Specifications :
Rated Current : At Maximum Temperature Rise of +40°C
Operating/Storage Temperature : -55°C to +125°C
Terminal : Ag/Ni/Sn
Material : Ferrite

Product Identification



□ : Inductance Tolerance (J = 5%, K = 10%, M = 20%)

Shape and Dimension

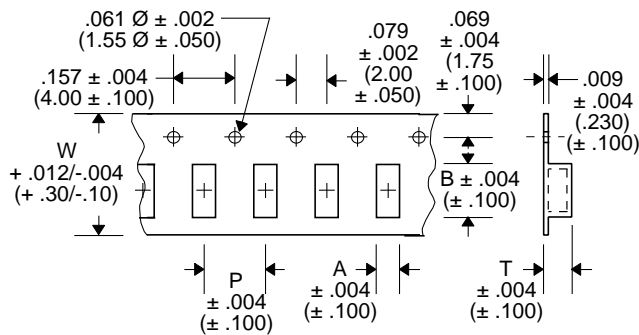


Package Dimensions

Type	A Inches (mm)	B Inches (mm)	C Inches (mm)	D Inches (mm)
EPICP160808	.062 ± .008 (1.60 ± .200)	.031 ± .006 (.800 ± .200)	.031 ± .006 (.800 ± .200)	.011 ± .008 (.300 ± .200)
EPICP201209	.079 ± .008 (2.00 ± .200)	.047 ± .008 (1.20 ± .200)	.035 ± .008 (.900 ± .200)	.020 ± .011 (.500 ± .300)
EPICP321611	.125 ± .008 (3.20 ± .200)	.062 ± .008 (1.60 ± .200)	.043 ± .008 (1.10 ± .200)	.020 ± .011 (.500 ± .300)
EPICP321616	.125 ± .008 (3.20 ± .200)	.062 ± .008 (1.60 ± .200)	.062 ± .008 (1.60 ± .200)	.020 ± .011 (.500 ± .300)
EPICP322513	.125 ± .008 (3.20 ± .200)	.098 ± .008 (2.50 ± .200)	.051 ± .008 (1.30 ± .200)	.020 ± .011 (.500 ± .300)
EPICP451616	.177 ± .008 (4.50 ± .200)	.062 ± .008 (1.60 ± .200)	.062 ± .008 (1.60 ± .200)	.020 ± .011 (.500 ± .300)
EPICP453215	.177 ± .008 (4.50 ± .200)	.125 ± .008 (3.20 ± .200)	.059 ± .008 (1.50 ± .200)	.020 ± .011 (.500 ± .300)

Tape Dimensions & Packaging Quantities

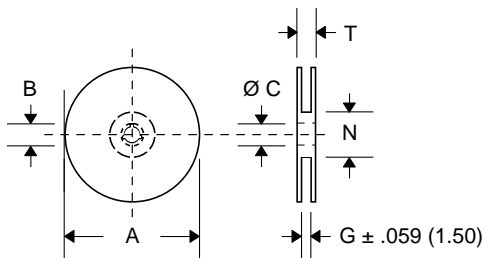
(Carrier Tape Material : Polystyrene)



Type	A Inches (mm)	B Inches (mm)	W Inches (mm)	P Inches (mm)	T Inches (mm)	Chip/Reel Quantity
EPICP160808	.042 (1.08)	.074 (1.88)	.315 (8.00)	.079 (2.00)	.041 (1.05)	4000
EPICP201209	.056 (1.42)	.088 (2.24)	.315 (8.00)	.157 (4.00)	.040 (1.04)	4000
EPICP321611	.074 (1.88)	.138 (3.50)	.315 (8.00)	.157 (4.00)	.050 (1.27)	3000
EPICP321616	.074 (1.88)	.142 (3.61)	.315 (8.00)	.157 (4.00)	.070 (1.78)	2000
EPICP322513	.106 (2.69)	.137 (3.48)	.315 (8.00)	.157 (4.00)	.056 (1.43)	2000
EPICP451616	.076 (1.93)	1.95 (4.95)	.472 (12.00)	.157 (4.00)	.075 (1.93)	2000
EPICP453215	.144 (3.66)	1.95 (4.95)	.472 (12.00)	.315 (8.00)	.072 (1.83)	1000

Reel Dimensions

(Material : Paper, Plastic)



Type	A Inches (mm)	B Inches (mm)	C Inches (mm)	G Inches (mm)	N Inches (mm)	T Inches (mm)
8 mm	7.00 ± .079 (178.00 ± 2.00)	0.827 ± .031 (21.00 ± .800)	0.512 ± .031 (13.00 ± .800)	0.394 (10.00)	2.95 (75.00)	0.492 (12.50)
12 mm	7.00 ± .079 (178.00 ± 2.00)	0.827 ± .031 (21.00 ± .800)	0.512 ± .031 (13.00 ± .800)	0.551 (14.00)	2.95 (75.00)	0.650 (16.50)

Large Current Series

Electrical Characteristics

Part Number	Impedance (Ω) @ 100 MHz	DC Resonant (Max.) Typ.	Rated Current (mA Max.)
EPICP160808 □ -100 □	10	0.030	4000
EPICP160808 □ -250 □	25	0.040	3000
EPICP160808 □ -300 □	30	0.040	3000
EPICP160808 □ -100 □	10	0.030	3000
EPICP160808 □ -700 □	70	0.030	3000
EPICP160808 □ -800 □	80	0.040	3000
EPICP160808 □ -121 □	120	0.100	2000
EPICP160808 □ -151 □	150	0.100	2000
EPICP160808 □ -221 □	220	0.100	2000
EPICP160808 □ -301 □	300	0.200	1000
EPICP160808 □ -471 □	470	0.200	1000
EPICP160808 □ -601 □	600	0.200	1000
EPICP201209 □ -110 □	11	0.010	6000
EPICP201209 □ -200 □	20	0.030	4000
EPICP201209 □ -300 □	30	0.030	4000
EPICP201209 □ -320 □	32	0.025	4000
EPICP201209 □ -400 □	40	0.030	4000
EPICP201209 □ -600 □	60	0.025	4000
EPICP201209 □ -800 □	80	0.030	4000
EPICP201209 □ -121 □	120	0.100	2000
EPICP201209 □ -151 □	150	0.100	2000
EPICP201209 □ -221 □	220	0.100	2000
EPICP201209 □ -301 □	300	0.200	1000
EPICP201209 □ -471 □	470	0.200	1000
EPICP201209 □ -601 □	600	0.200	1000
EPICP321611 □ -190 □	19	0.040	3000
EPICP321611 □ -260 □	26	0.040	3000
EPICP321611 □ -310 □	31	0.040	3000
EPICP321611 □ -320 □	32	0.015	6000
EPICP321611 □ -500 □	50	0.025	3000
EPICP321611 □ -700 □	70	0.020	5000
EPICP321611 □ -800 □	80	0.030	3000
EPICP321611 □ -900 □	90	0.030	4000
EPICP321611 □ -121 □	120	0.100	2000
EPICP321611 □ -151 □	150	0.100	2000
EPICP321611 □ -301 □	300	0.200	1000
EPICP321611 □ -471 □	470	0.200	1000
EPICP321611 □ -501 □	500	0.040	3000
EPICP321611 □ -601 □	600	0.100	2000
EPICP322513 □ -300 □	30	0.050	3000
EPICP322513 □ -520 □	52	0.050	3000
EPICP322513 □ -600 □	60	0.030	4000
EPICP322513 □ -650 □	65	0.030	3000
EPICP322513 □ -900 □	90	0.100	2000
EPICP451616 □ -500 □	50	0.030	4000
EPICP451616 □ -600 □	60	0.010	6000
EPICP451616 □ -700 □	70	0.025	6000
EPICP451616 □ -750 □	75	0.025	3000
EPICP451616 □ -800 □	80	0.040	3000
EPICP453215 □ -700 □	70	0.030	6000
EPICP453215 □ -800 □	80	0.010	6000
EPICP453215 □ -121 □	120	0.050	3000
EPICP453215 □ -131 □	130	0.040	3000
EPICP453215 □ -151 □	150	0.020	5000
EPICP453215 □ -681 □	680	0.030	4000
EPICP453215 □ -132 □	1300	0.060	3000

Inductance Tolerance (S : ± 0.3 nH, D : ± 0.5 nH, J : $\pm 5\%$, K : $\pm 10\%$, M : $\pm 20\%$)

