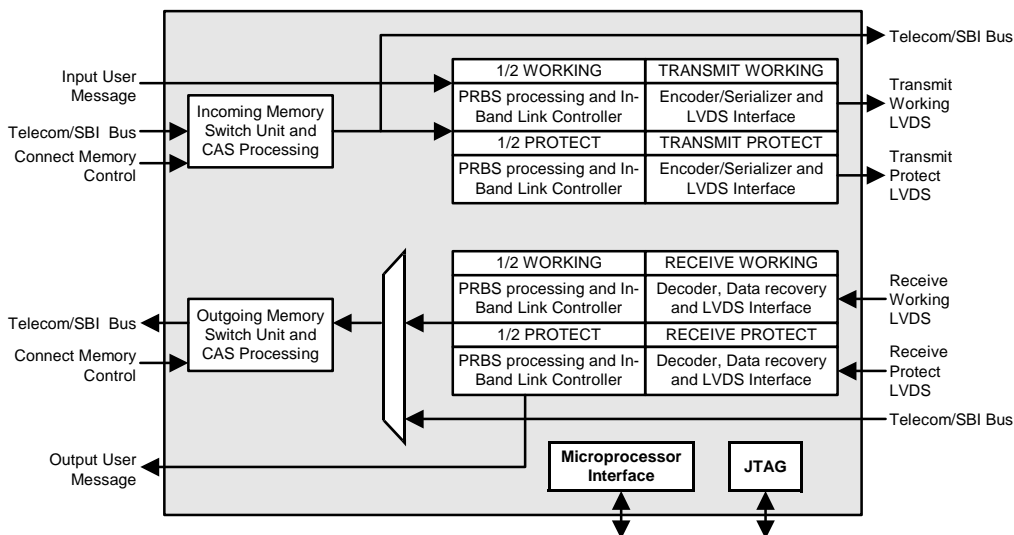


SBI Bus Serializer / STS-12 Time Slot Interchange

FEATURES

- Monolithic integrated circuit that implements conversion between byte-serial 19.44Mhz SBI bus or 77.76MHz SBI336 bus and redundant 777.6Mbps bit-serial 8B/10B-base SBI336S bus.
- SBI converter and TDM time slot interchange.
- Quad byte wide 19.44MHz SBI bus to 777.6MHz serial SBI336S converter.
- Byte wide 77.76MHz SBI336 bus to 777.6MHz serial SBI336S converter.
- Quad byte wide 19.44MHz TelecomBus to serial 777.6MHz TelecomBus converter.
- Byte wide 77.76MHz TelecomBus to serial 777.6MHz TelecomBus converter.
- Quad byte wide 19.44 MHz SBI bus to byte wide 77.76 MHz SBI bus bridge.
- Quad byte wide 19.44 MHz TelecomBus to byte wide 77.76 MHz TelecomBus bridge.
- DS0, NxDS0, T1, E1, VT1.5, VT2, DS3 and E3 granular quad SBI to serial SBI336S time slot interchange.
- DS0, NxDS0, T1, E1, VT1.5, VT2, DS3 and E3 granular SBI336 to serial SBI336S time slot interchange.
- VT1.5, VT2, STS-1 quad 19.44MHz TelecomBus to serial TelecomBus switch. Requires J1 byte alignment.
- VT1.5, VT2, STS-1 77.76MHz TelecomBus to serial TelecomBus switch. Requires J1 byte alignment.
- With the Narrowband Switch Element, PM8620 NSE-20G, the SBS can be used to implement a switch fabric scaleable to 20Gb/s.
- With the Narrowband Switch Element, PM8621 NSE-8G, the SBS can be used to implement a switch fabric scaleable to 8Gb/s.
- Integrates two independent DS0 granularity Time Slot Interchange Switches (full duplex).
- Nominal latency through the SBS in DS0 mode is 125µS. Channel Associated Signaling (CAS) latency through the SBS in DS0 mode is two T1 multiframes (6 ms) or two E1 multiframes (4 ms).
- In TelecomBus mode or SBI mode without DS0 level switching nominal latency through the SBS is <16µS.
- The Time Slot Interchange Switch permits any receive or incoming byte from an input tributary to be mapped to any outgoing or transmit byte, respectively, on the associated output tributary.
- Supports working and protect serial SBI336 or TelecomBus links to support a redundant switch fabric architecture.
- Encodes and decodes byte wide SBI bus and SBI336 bus control signals for all SBI supported link types and clock modes for transport over the serial SBI336S interface.
- Encodes data from the Incoming SBI bus or TelecomBus stream to working and protect 777.6Mbps LVDS serial links with 8B/10B-based encoding.
- Decodes data from working and protect 777.6MHz LVDS serial links with 8B/10B-based encoding to the Outgoing SBI bus or TelecomBus stream.
- In SBI mode, switches Channel Associated Signaling bits, CAS, with all DS0 data.
- Uses 8B/10B-based line coding protocol on the serial links to provide transition density guarantee and DC balance and to offer a greater control character vocabulary than the standard 8B/10B protocol.
- Provides optional PRBS generation for each LVDS serial data link for off-line link verification. PRBS can be processed with minimum STS-1 granularity.
- Provides hardware and software control to coordinate the connection mapping of the local device, peer SBS devices and companion NSE switch devices.

BLOCK DIAGRAM

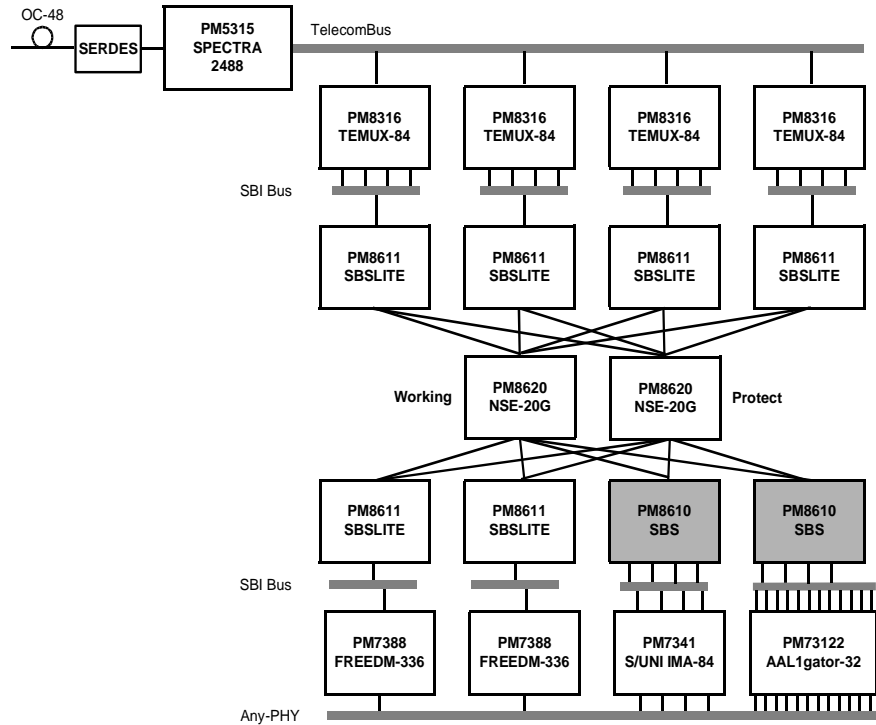


SBI Bus Serializer / STS-12 Time Slot Interchange

- Can communicate with PMC's NSE switch devices over an in-band communications channel in the LVDS links. This channel includes mechanisms for central switch fabric control and configuration.
- Derives all internal timing from a single 77.76 MHz system clock and a system frame pulse.
- Supports two sets of switch settings and a controlled method of changing settings on STS-12 frame boundaries.
- Channelized OC-12/OC-48 Any Service Any Port Switches.
- Voice Gateways.
- Serial backplane board interconnect and Shelf-to-Shelf cabled serials interconnect.

TYPICAL APPLICATIONS

CHANNELIZED OC-48/4xOC-12 ASAP



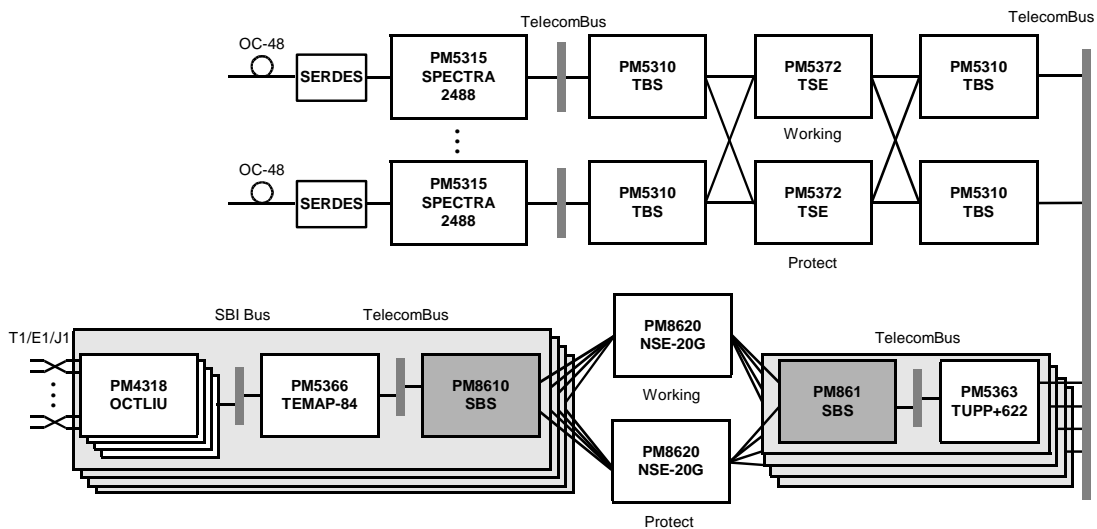
PHYSICAL CHARACTERISTICS

- Supports an IEEE P1149.1 JTAG test port.
- Provides 16-bit microprocessor bus interface for configuration, control and status monitoring.
- 1.8 V / 3.3 V 0.18µm CMOS technology.
- 352 ball 27 mm x 27 mm UPGA.
- -40°C to +85°C Industrial temperature Operation.

APPLICATIONS

- T1/E1 SONET/SDH Cross-connects and Add-Drop Multiplexers.
- OC-48 Multiservice Access Multiplexers.

NxOC-48 ADM WITH CHESS CHIP SET



Head Office:
 PMC-Sierra, Inc.
 8555 Baxter Place
 Burnaby, B.C. V5A 4V7
 Canada
 Tel: 604.415.6000
 Fax: 604.415.6200

To order documentation,
 send email to:
 document@pmc-sierra.com
 or contact the head office,
 Attn: Document Coordinator

All product documentation is available
 on our web site at:
<http://www.pmc-sierra.com>
 For corporate information,
 send email to:
 info@pmc-sierra.com

PMC-2000169 (P4)
 © Copyright PMC-Sierra, Inc.
 2001. All rights reserved.
 SBS, SBSLITE, SPECTRA,
 TEMUX, FREEDM, AAL1gator,
 Any-PHY and PMC-Sierra are
 trademarks of PMC-Sierra, Inc.