

# DI100S THRU DI1012S

Glass passivated type

## Features

- Plastic package has Underwriters Laboratory Flammability Classification 94V-O Utilizing Flame Retardant Epoxy Molding Compound.
- For surface mounted applications.
- Exceeds environmental standards of MIL-S-19500 / 228
- High surge current capability
- Ideal for printed circuit board

## Mechanical data

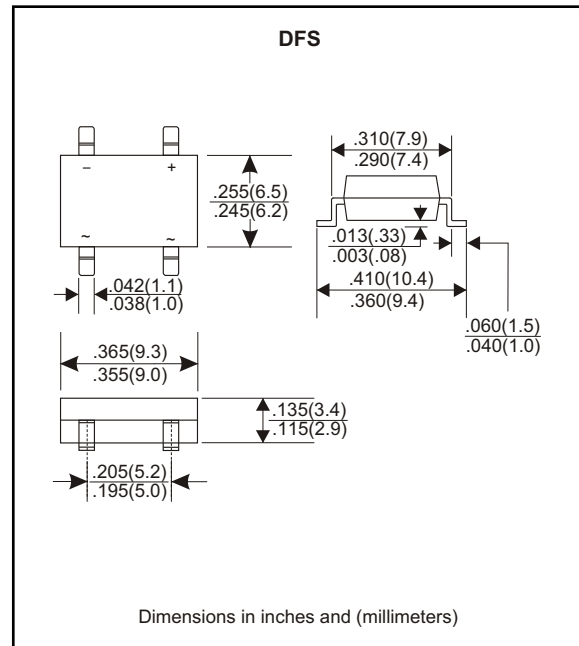
Case : Molded plastic, DFS

Terminals : Solder plated, solderable per MIL-STD-750, Method 2026

Polarity : Marked on body

Mounting Position : Any

Weight : 1.0 gram



## MAXIMUM RATINGS (AT $T_A=25^{\circ}\text{C}$ unless otherwise noted)

PARAMETER	CONDITIONS	Symbol	MIN.	TYP.	MAX.	UNIT
Forward rectified current	See Fig.1	$I_O$			1.0	A
Forward surge current	8.3ms single half sine-wave superimposed on rate load (JEDEC methode)	$I_{FSM}$			50	A
Reverse current	$V_R = V_{RRM}$ $T_A = 25^{\circ}\text{C}$	$I_R$			10	$\mu\text{A}$
	$V_R = V_{RRM}$ $T_A = 125^{\circ}\text{C}$				500	$\mu\text{A}$
Storage temperature		$T_{STG}$	-55		+150	$^{\circ}\text{C}$

SYMBOLS	MARKING CODE	$V_{RRM}^{*1}$ (V)	$V_{RMS}^{*2}$ (V)	$V_R^{*3}$ (V)	$V_F^{*4}$ (V)	Operating temperature ( $^{\circ}\text{C}$ )
DI100S	DI100S	50	35	50	1.1	-55 to +125
DI101S	DI101S	100	70	100		
DI102S	DI102S	200	140	200		
DI104S	DI104S	400	280	400		
DI106S	DI106S	600	420	600		
DI108S	DI108S	800	560	800		
DI1010S	DI1010S	1000	700	1000		
DI1012S	DI1012S	1200	840	1200		

\*1 Repetitive peak reverse voltage

\*2 RMS voltage

\*3 Continuous reverse voltage

\*4 Maximum forward voltage

## RATING AND CHARACTERISTIC CURVES (DI100S THRU DI1012S)

FIG.1-TYPICAL FORWARD CURRENT DERATING CURVE

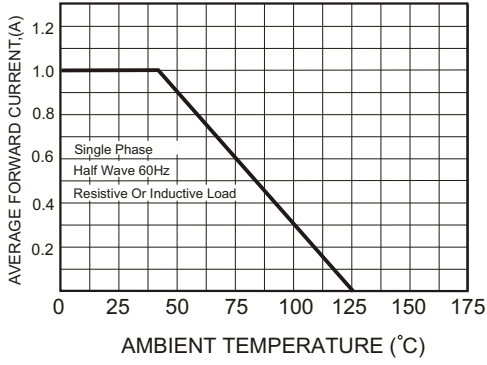


FIG.2-MAXIMUM NON-REPETITIVE FORWARD SURGE CURRENT

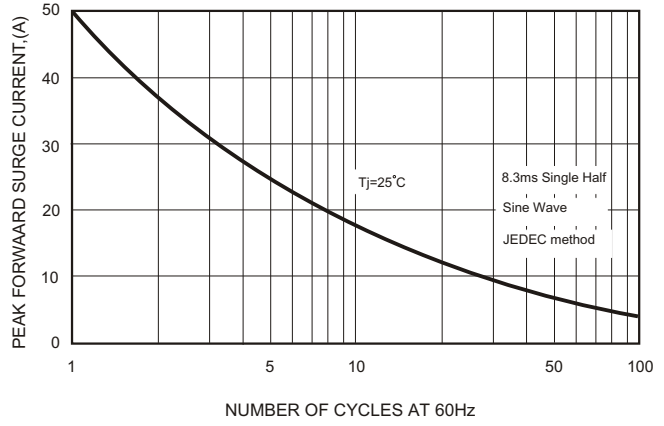


FIG.3-TYPICAL FORWARD CHARACTERISTICS

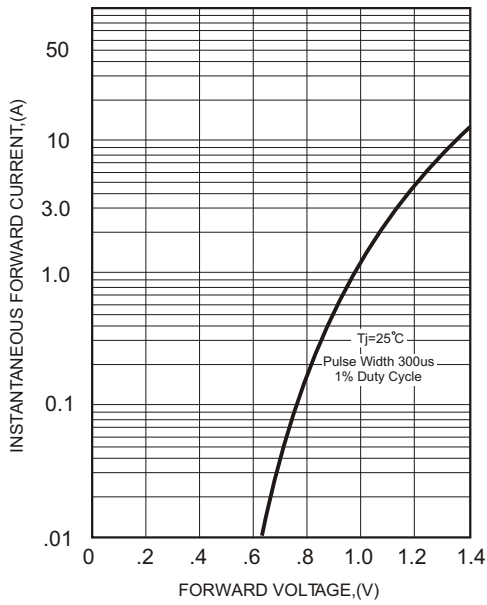


FIG.4-TYPICAL REVERSE CHARACTERISTICS

