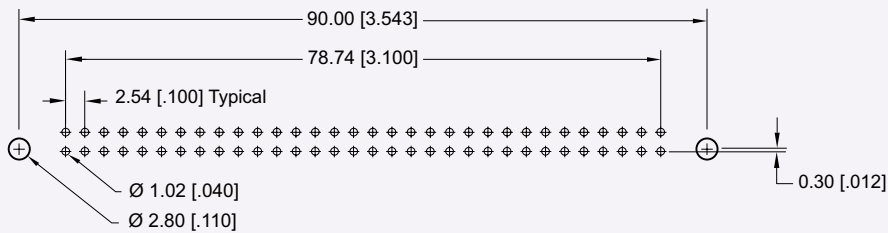
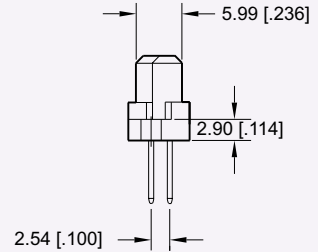
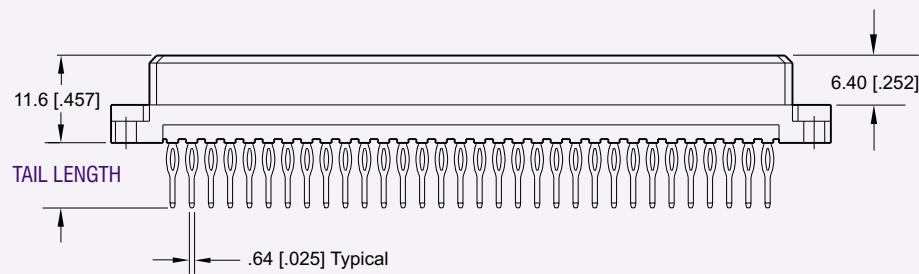





DIN 41612

Type B, B/2, B/3 Female Connectors

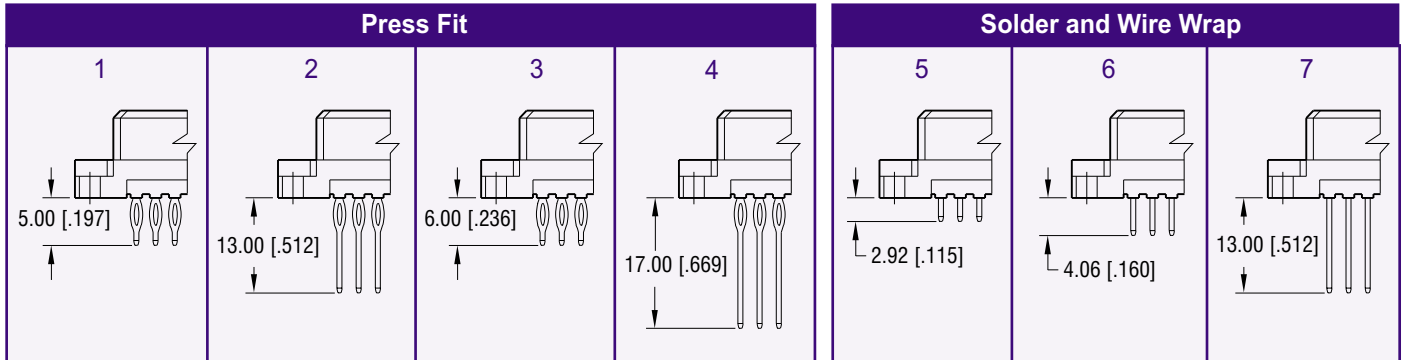
Type B, 64 Positions



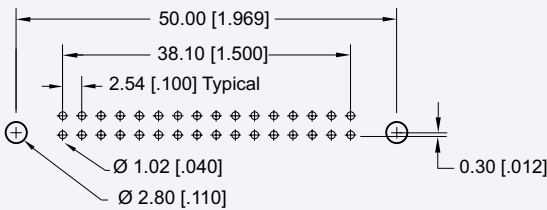
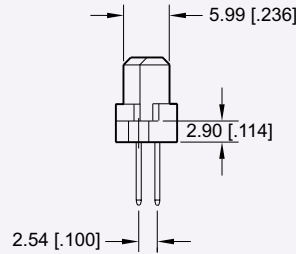
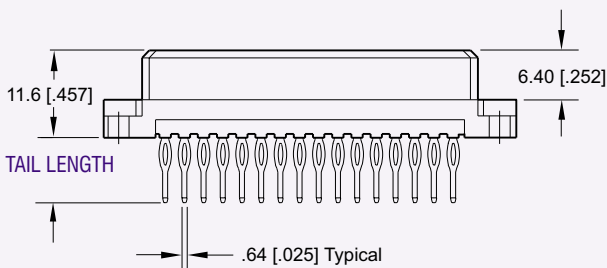
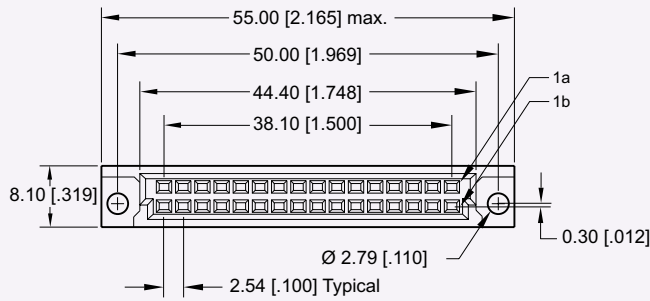
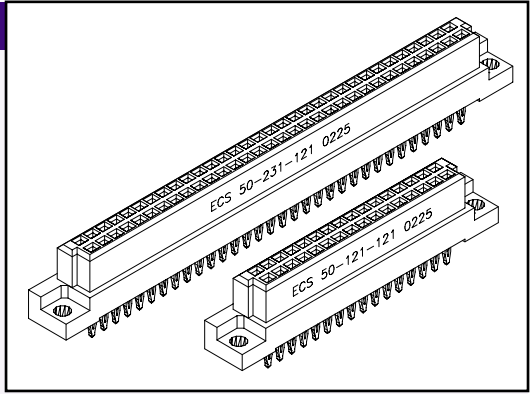
Recommended P. C. Board Layout

Dimensions are in mm [inches]

TAIL LENGTH OPTIONS



Type B/2, 32 Positions



Recommended P. C. Board Layout

Dimensions are in mm [inches]

PART NUMBERING



MC = Mounting Clip
Blank = No Mounting Clip

SERIES CODE

Type B, B/2, B/3 Female DIN

BODY STYLE

- 0 = B/3 (20 positions) not shown
- 1 = B/2 (32 positions)
- 2 = B (64 positions)

NO. OF CONTACTS

- 0 = 20
- 1 = 16
- 2 = 32
- 3 = 64

CONTACT LOADING

- 1 = Row A and B fully populated
 - 2 = Row A fully populated, Row B not populated
 - 3 = Row B fully populated, Row A not populated
- Consult Factory for other Loading Options

TAIL PLATING

- 1 = Tin Lead
- 2 = Gold flash (.200" from pin tip)
- 3 = Gold plate 30µ" (.200" from pin tip)
- 4 = Gold plate 15µ" (.200" from pin tip)

MATING AREA PLATING

- 1 = Class 1
- 2 = Class 2
- 3 = Class 3

TAIL LENGTH

- 1 = 5.00 [.197] Press-Fit
- 2 = 13.00 [.512] Press-Fit
- 3 = 6.00 [.236] Press-Fit
- 4 = 17.00 [.669] Press-Fit
- 5 = 2.92 [.115] Dip Solder
- 6 = 4.06 [.160] Dip Solder
- 7 = 13.00 [.512] Dip Solder Wire Wrap

CONSULT FACTORY FOR CONNECTORS BUILT TO YOUR DESIGN