



# Types OHN3119U, OHS3119U

Electrical Characteristics ( $V_{CC} = 4.5\text{ V}$  to  $24\text{ V}$ ,  $T_A = 25^\circ\text{ C}$  unless otherwise noted)


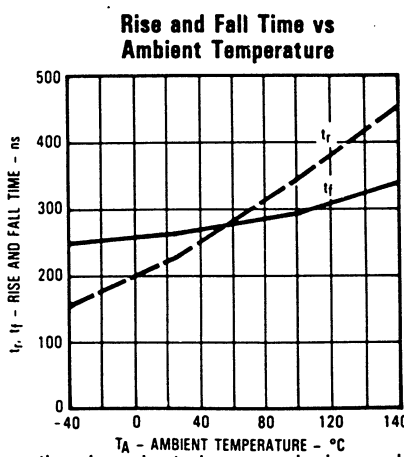
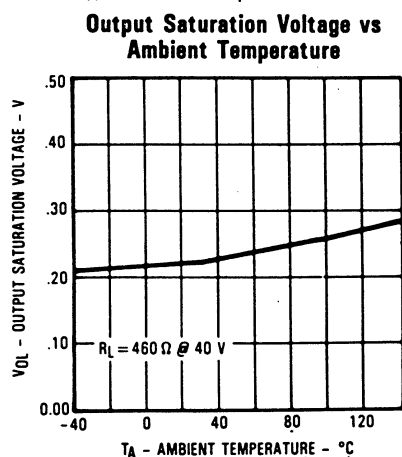
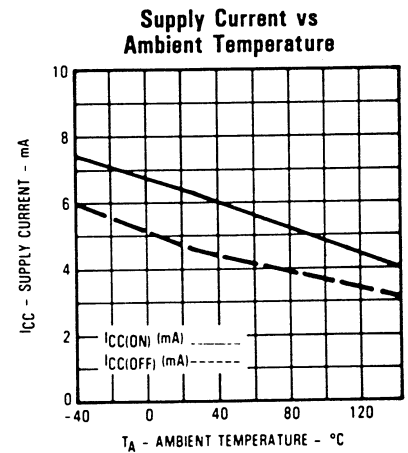
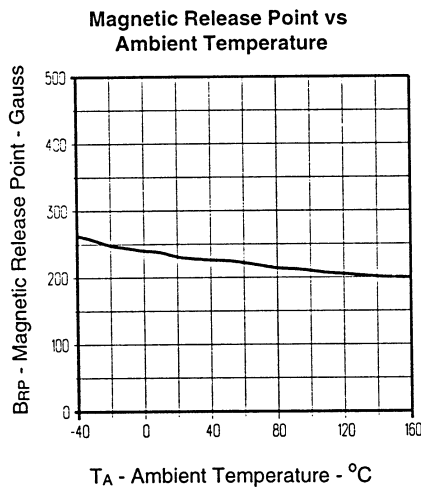
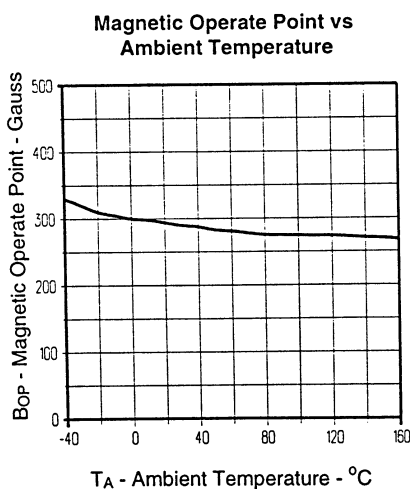
SYMBOL	PARAMETER	MIN	TYP	MAX	UNITS	TEST CONDITIONS
$I_{CC}$	Supply Current		4	7	mA	$V_{CC} = 24\text{ V}$ , Output Off
$V_{OL}$	Output Saturation Voltage		100	400	mV	$V_{CC} = 4.5\text{ V}$ , $I_{OL} = 20\text{ mA}$ , $B \geq 500\text{ Gauss}$
$I_{OH}$	Output Leakage Current		0.1	10.0	$\mu\text{A}$	$V_{CC} = 4.5\text{ V}$ , $V_{OUT} = 24\text{ V}$ , $B \leq 50\text{ Gauss}$
$t_r$	Output Rise Time		0.21	1.00	$\mu\text{s}$	$R_L = 820\ \Omega$ , $C_L = 20\text{ pF}$
$t_f$	Output Fall Time		0.25	1.00	$\mu\text{s}$	

## Magnetic Characteristics

CHARACTERISTICS	SYMBOL	$T_A = 25^\circ\text{ C}$		$T_A = -20^\circ\text{ C}$ to $85^\circ\text{ C}$		$T_A = -40^\circ\text{ C}$ to $125^\circ\text{ C}$		UNITS
		MIN	MAX	MIN	MAX	MIN	MAX	
Operate Point <sup>(2)</sup>	BOP	175	500	100	545	45	575	G
Release Point	BRP	125	450	50	495	25	555	G
Hysteresis	$B_H$	50		50		20		G

(2) South pole facing symbolized surface.

## Typical Performance Curves



HALL EFFECT SENSORS

Optek reserves the right to make changes at any time in order to improve design and to supply the best product possible.

Optek Technology, Inc. 1215 W. Crosby Road Carrollton, Texas 75006 (972)323-2200 Fax (972)323-2396