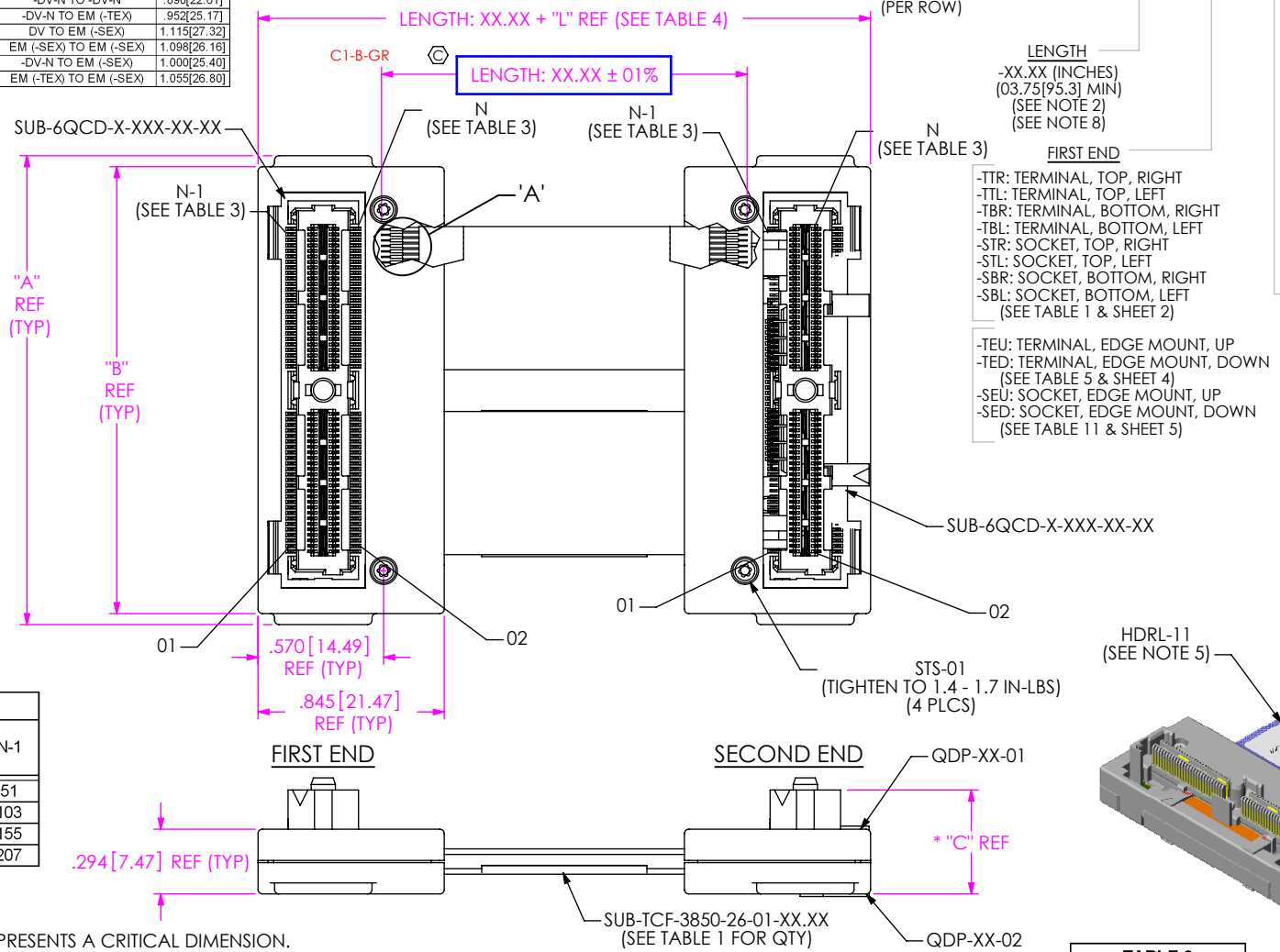


END TO END	"L"
DV TO DV	1.121[28.47]
DV TO EM (-TEX)	1.067[27.09]
EM (-TEX) TO EM (-TEX)	1.012[25.70]
-DV-N TO -DV-N	.890[22.61]
-DV-N TO EM (-TEX)	.952[25.17]
DV TO EM (-SEX)	1.115[27.32]
EM (-SEX) TO EM (-SEX)	1.098[26.16]
-DV-N TO EM (-SEX)	1.000[25.40]
EM (-TEX) TO EM (-SEX)	1.055[26.80]

FIG. 1
VERTICAL
(6QCD-052-XX.X-STR-STR-1 SHOWN)



DO NOT SCALE FROM THIS PRINT

No. OF POSITIONS	N	N-1
-026	52	51
-052	104	103
-078	156	155
-104	208	207

- NOTES:
1. $\text{\textcircled{C}}$ REPRESENTS A CRITICAL DIMENSION.
 2. SUB-TCF LENGTH IS EQUAL TO 6QCD LENGTH.
 3. ALL ASSEMBLIES TO BE 100% ELECTRICALLY TESTED FOR SHORTS AND OPENS.
 4. ALL ASSEMBLIES TO BE 100% HI-POT TESTED AT 300V.
 5. TOP SUB-TCF NOT SHOWN IN THIS VIEW FOR CLARITY; HDRL-11 TO BE CENTERED ON LOWER SUB-TCF AS SHOWN; HDRL-11 IS TO CONTAIN PART NUMBER, SHOP NUMBER, & DATE CODE.
 6. FOR SUB-ASSEMBLY AND FINISHED GOOD PACKAGING REQUIREMENTS, REFERENCE PACKAGING STANDARD CO-HD-WI-3033-M.
 7. PARTS TO BE PROCESSED PER SAMTEC ACCEPTABILITY REQUIREMENTS: HDR-PI-01 "CABLE ASSEMBLY WORKMANSHIP STANDARDS"
 8. CABLE LENGTHS LONGER THAN 40.00 INCHES ARE NOT SUPPORTED BY S.I. TEST DATA.

No. OF POSITIONS	"A"	"B"	QDP-XX-01	QDP-XX-02	QTY OF SUB-TCF	SUB-6QCD-X-XXX-XX-XX
-026	1.290 [32.77]	1.190 [30.23]	QDP-01-01	QDP-01-02	2	SUB-6QCD-X-026-XX-XX
-052	2.130 [54.10]	2.030 [51.56]	QDP-02-01	QDP-02-02	4	SUB-6QCD-X-052-XX-XX
-078	2.970 [75.44]	2.870 [72.90]	QDP-03-01	QDP-03-02	6	SUB-6QCD-X-078-XX-XX
-104	3.810 [96.77]	3.710 [94.23]	QDP-04-01	QDP-04-02	8	SUB-6QCD-X-104-XX-XX

6QCD-XXX-XX.XX-XXX-XXX-X-X

No OF POSITIONS
-026, -052, -078, -104
(PER ROW)

LENGTH
-XX.XX (INCHES)
(03.75[95.3] MIN)
(SEE NOTE 2)
(SEE NOTE 8)

FIRST END

- TTR: TERMINAL, TOP, RIGHT
- TTL: TERMINAL, TOP, LEFT
- TBR: TERMINAL, BOTTOM, RIGHT
- TBL: TERMINAL, BOTTOM, LEFT
- STR: SOCKET, TOP, RIGHT
- STL: SOCKET, TOP, LEFT
- SBR: SOCKET, BOTTOM, RIGHT
- SBL: SOCKET, BOTTOM, LEFT
(SEE TABLE 1 & SHEET 2)
- TEU: TERMINAL, EDGE MOUNT, UP
(SEE TABLE 5 & SHEET 4)
- TED: TERMINAL, EDGE MOUNT, DOWN
(SEE TABLE 5 & SHEET 4)
- SEU: SOCKET, EDGE MOUNT, UP
(SEE TABLE 11 & SHEET 5)
- SED: SOCKET, EDGE MOUNT, DOWN
(SEE TABLE 11 & SHEET 5)

END OPTION

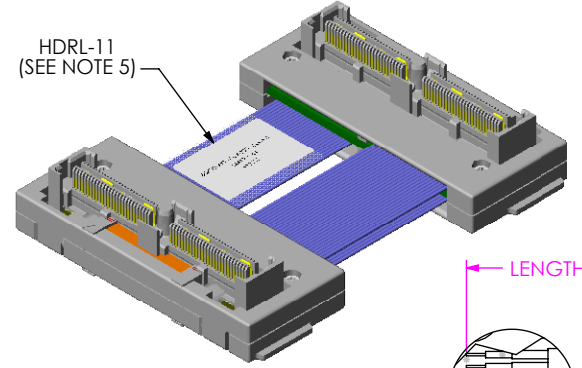
- F: SCREW OPTION FIRST END ONLY
- S: SCREW OPTION SECOND END ONLY
- B: SCREW OPTION BOTH ENDS
- N: NO CAPS
(SEE FIG. 3, SHEET 6 FOR EDGE MOUNT END OPTIONS)
(SEE FIG. 4, SHEET 6 FOR DOUBLE VERTICAL END OPTIONS)
(SEE FIG. 5, SHEET 6 FOR NO CAPS OPTION)
(LEAVE BLANK FOR STANDARD CAPS BOTH ENDS)

WIRING OPTION

- 1: PIN 1 TO PIN 1
- 2: PIN 1 TO PIN 2
- 3: PIN 1 TO PIN N-1
- 4: PIN 1 TO PIN N
(SEE TABLE 9, SHEET 6)

SECOND END

- TTR: TERMINAL, TOP, RIGHT
- TTL: TERMINAL, TOP, LEFT
- TBR: TERMINAL, BOTTOM, RIGHT
- TBL: TERMINAL, BOTTOM, LEFT
- STR: SOCKET, TOP, RIGHT
- STL: SOCKET, TOP, LEFT
- SBR: SOCKET, BOTTOM, RIGHT
- SBL: SOCKET, BOTTOM, LEFT
(SEE TABLE 1 & SHEET 3)
- TEU: TERMINAL, EDGE MOUNT, UP
(SEE TABLE 5 & SHEET 4)
- TED: TERMINAL, EDGE MOUNT, DOWN
(SEE TABLE 5 & SHEET 4)
- SEU: SOCKET, EDGE MOUNT, UP
(SEE TABLE 11 & SHEET 5)
- SED: SOCKET, EDGE MOUNT, DOWN
(SEE TABLE 11 & SHEET 5)



END	* "C"
-TXX	.444[11.28]
-SXX	.472[11.99]

* -DV END OPTIONS ONLY

THIS PRODUCT MANUFACTURED WITH LEAD-FREE PROCESSING

TOLERANCES DO NOT APPLY TO REFERENCE DIMENSIONS, UNLESS OTHERWISE SPECIFIED, DIMENSIONS ARE IN INCHES.
TOLERANCES ARE:
DECIMALS ANGLES
.XX: ±.01[.3]
.XXX: ±.005[.13]
.XXXX: ±.0020[.051]

PROPRIETARY NOTE
THIS DOCUMENT CONTAINS INFORMATION CONFIDENTIAL AND PROPRIETARY TO SAMTEC, INC. AND SHALL NOT BE REPRODUCED OR TRANSFERRED TO OTHER DOCUMENTS OR DISCLOSED TO OTHERS OR USED FOR ANY PURPOSE OTHER THAN THAT WHICH IT WAS OBTAINED WITHOUT THE EXPRESSED WRITTEN CONSENT OF SAMTEC, INC.

MATERIAL: DO NOT SCALE DRAWING SHEET SCALE: 1:0.8

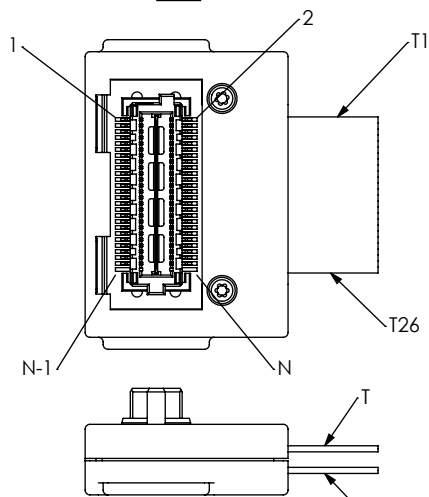
samtec
520 PARK EAST BLVD, NEW ALBANY, IN 47150
PHONE: 812-944-6733 FAX: 812-948-5047
e-Mail: info@SAMTEC.com code: 55322

DESCRIPTION:
.635mm HIGH-SPEED COAX CABLE ASSEMBLY

DWG. NO.
6QCD-XXX-XX.XX-XXX-XXX-X-X

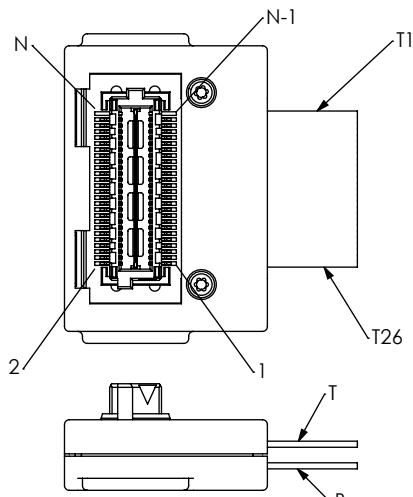
BY: D. FRALEY 03/14/2006 SHEET 1 OF 7

-TR



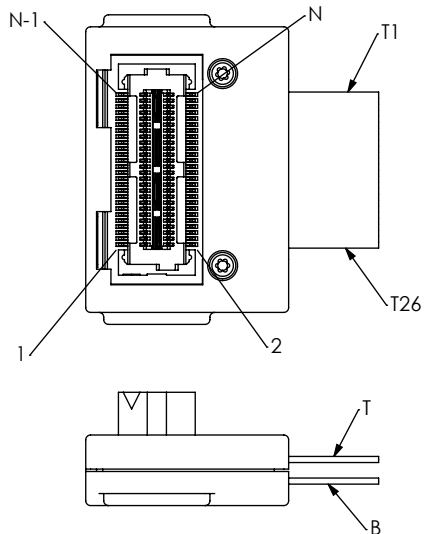
WIRING OPTION	FIRST END PIN #	SECOND END PIN #	WIRE NUMBER
1	1	1	B1
2	1	2	B1
3	1	N-1	B1
4	1	N	B1

-TL



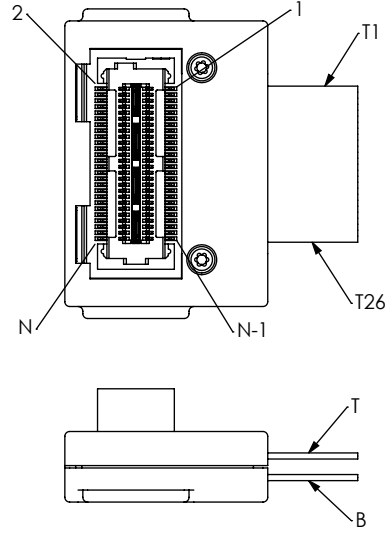
WIRING OPTION	FIRST END PIN #	SECOND END PIN #	WIRE NUMBER
1	1	1	T26
2	1	2	T26
3	1	N-1	T26
4	1	N	T26

-STR

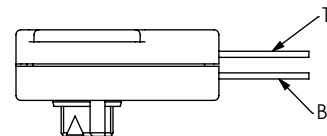


WIRING OPTION	FIRST END PIN #	SECOND END PIN #	WIRE NUMBER
1	1	1	B26
2	1	2	B26
3	1	N-1	B26
4	1	N	B26

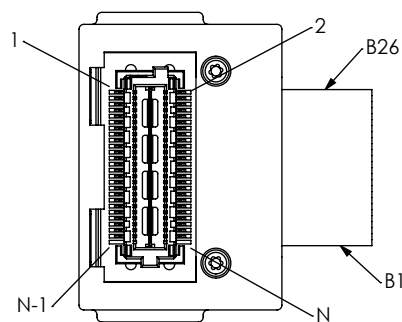
-STL



WIRING OPTION	FIRST END PIN #	SECOND END PIN #	WIRE NUMBER
1	1	1	T1
2	1	2	T1
3	1	N-1	T1
4	1	N	T1

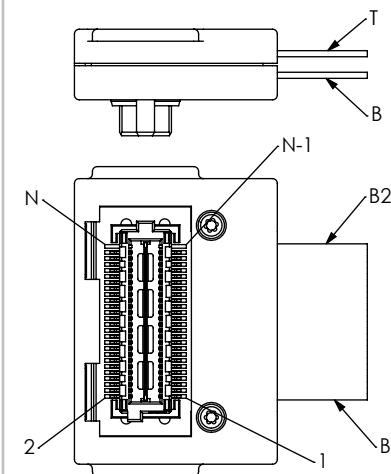


-TBR

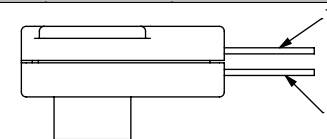


WIRING OPTION	FIRST END PIN #	SECOND END PIN #	WIRE NUMBER
1	1	1	T26
2	1	2	T26
3	1	N-1	T26
4	1	N	T26

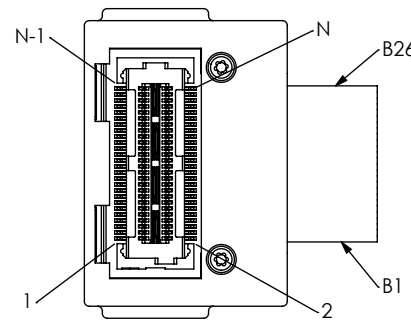
-TBL



WIRING OPTION	FIRST END PIN #	SECOND END PIN #	WIRE NUMBER
1	1	1	B1
2	1	2	B1
3	1	N-1	B1
4	1	N	B1

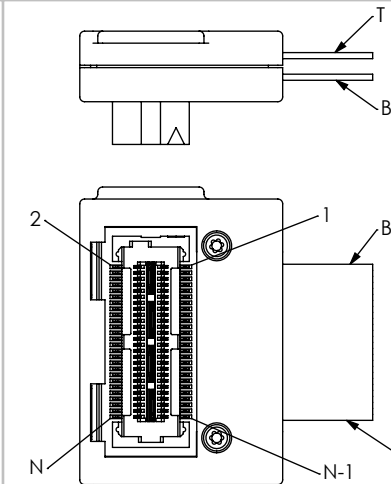


-SBR



WIRING OPTION	FIRST END PIN #	SECOND END PIN #	WIRE NUMBER
1	1	1	T1
2	1	2	T1
3	1	N-1	T1
4	1	N	T1

-SBL



WIRING OPTION	FIRST END PIN #	SECOND END PIN #	WIRE NUMBER
1	1	1	B26
2	1	2	B26
3	1	N-1	B26
4	1	N	B26

PROPRIETARY NOTE

THIS DOCUMENT CONTAINS INFORMATION CONFIDENTIAL AND PROPRIETARY TO SAMTEC, INC. AND SHALL NOT BE REPRODUCED OR TRANSFERRED TO OTHER DOCUMENTS OR DISCLOSED TO OTHERS OR USED FOR ANY PURPOSE OTHER THAN THAT WHICH IT WAS OBTAINED WITHOUT THE EXPRESS WRITTEN CONSENT OF SAMTEC, INC.

DO NOT SCALE DRAWING

SHEET SCALE: 1.25:1

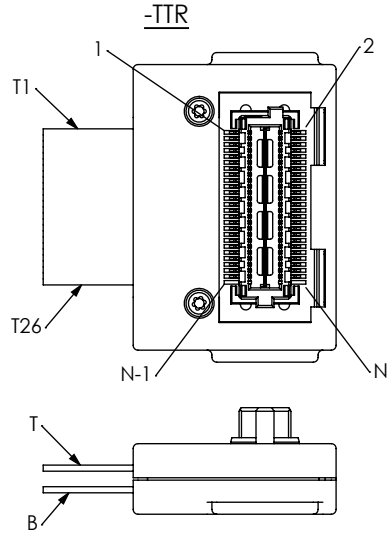


520 PARK EAST BLVD, NEW ALBANY, IN 47150
PHONE: 812-944-6733 FAX: 812-948-5047
e-Mail: info@SAMTEC.com code: 53322

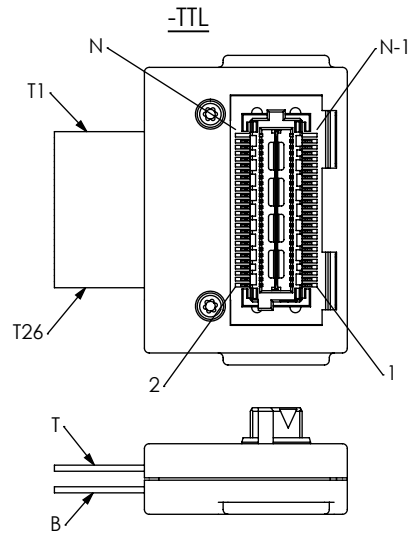
DESCRIPTION:
.635mm HIGH-SPEED COAX CABLE ASSEMBLY

DWG. NO.
6QCD-XXX-XX.XX-XXX-XXX-X-X

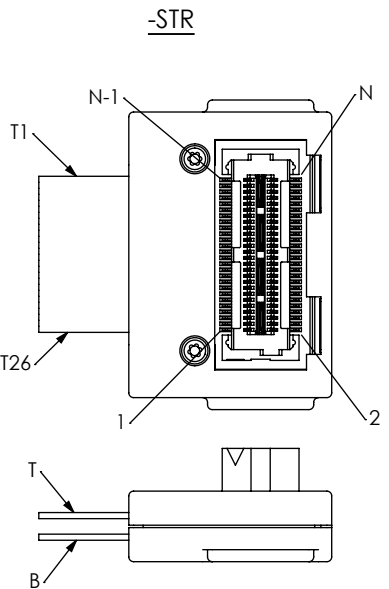
BY: D. FRALEY 03/14/2006 SHEET 2 OF 7



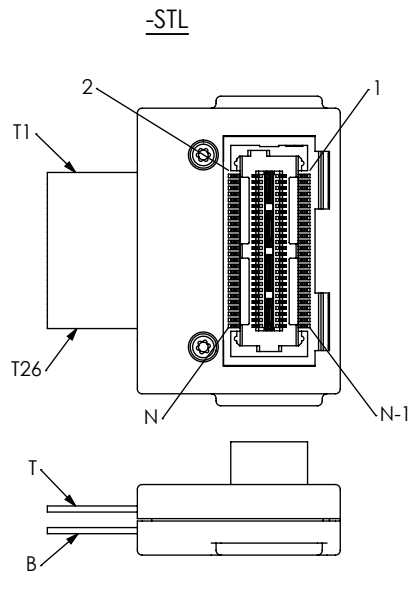
WIRING OPTION	FIRST END PIN #	SECOND END PIN #
1	1	1
2	1	2
3	1	N-1
4	1	N



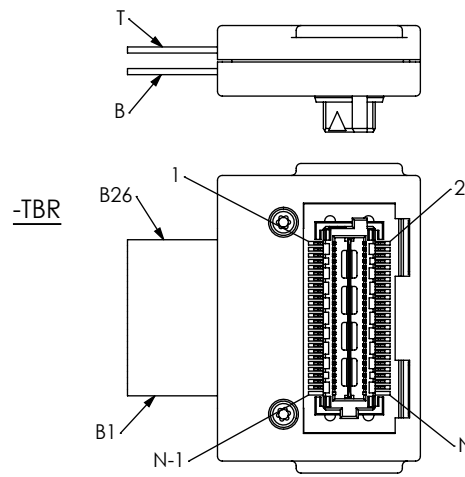
WIRING OPTION	FIRST END PIN #	SECOND END PIN #
1	1	1
2	1	2
3	1	N-1
4	1	N



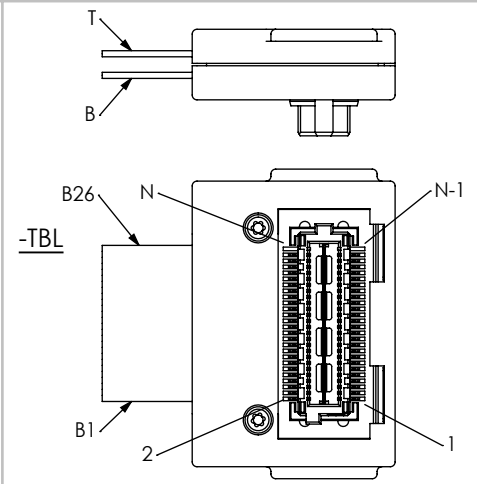
WIRING OPTION	FIRST END PIN #	SECOND END PIN #
1	1	1
2	1	2
3	1	N-1
4	1	N



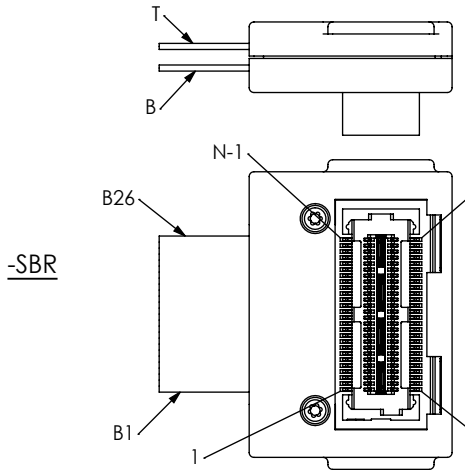
WIRING OPTION	FIRST END PIN #	SECOND END PIN #
1	1	1
2	1	2
3	1	N-1
4	1	N



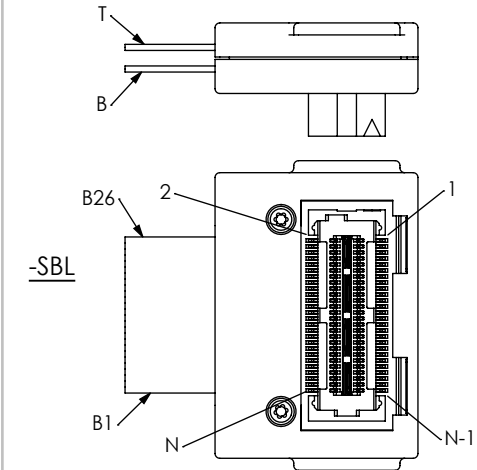
WIRING OPTION	FIRST END PIN #	SECOND END PIN #
1	1	1
2	1	2
3	1	N-1
4	1	N



WIRING OPTION	FIRST END PIN #	SECOND END PIN #
1	1	1
2	1	2
3	1	N-1
4	1	N



WIRING OPTION	FIRST END PIN #	SECOND END PIN #
1	1	1
2	1	2
3	1	N-1
4	1	N



WIRING OPTION	FIRST END PIN #	SECOND END PIN #
1	1	1
2	1	2
3	1	N-1
4	1	N

PROPRIETARY NOTE
 THIS DOCUMENT CONTAINS INFORMATION CONFIDENTIAL AND PROPRIETARY TO SAMTEC, INC. AND SHALL NOT BE REPRODUCED OR TRANSFERRED TO OTHER DOCUMENTS OR DISCLOSED TO OTHERS OR USED FOR ANY PURPOSE OTHER THAN THAT WHICH IT WAS OBTAINED WITHOUT THE EXPRESSED WRITTEN CONSENT OF SAMTEC, INC.

DO NOT SCALE DRAWING

SHEET SCALE: 1:25:1



520 PARK EAST BLVD, NEW ALBANY, IN 47150
 PHONE: 812-944-6733 FAX: 812-948-5047
 e-Mail: info@SAMTEC.com code: 53322

DESCRIPTION:
 .635mm HIGH-SPEED COAX CABLE ASSEMBLY

DWG. NO.
 6QCD-XXX-XX.XX-XXX-XXX-X-X

BY: D. FRALEY 03/14/2006 SHEET 3 OF 7

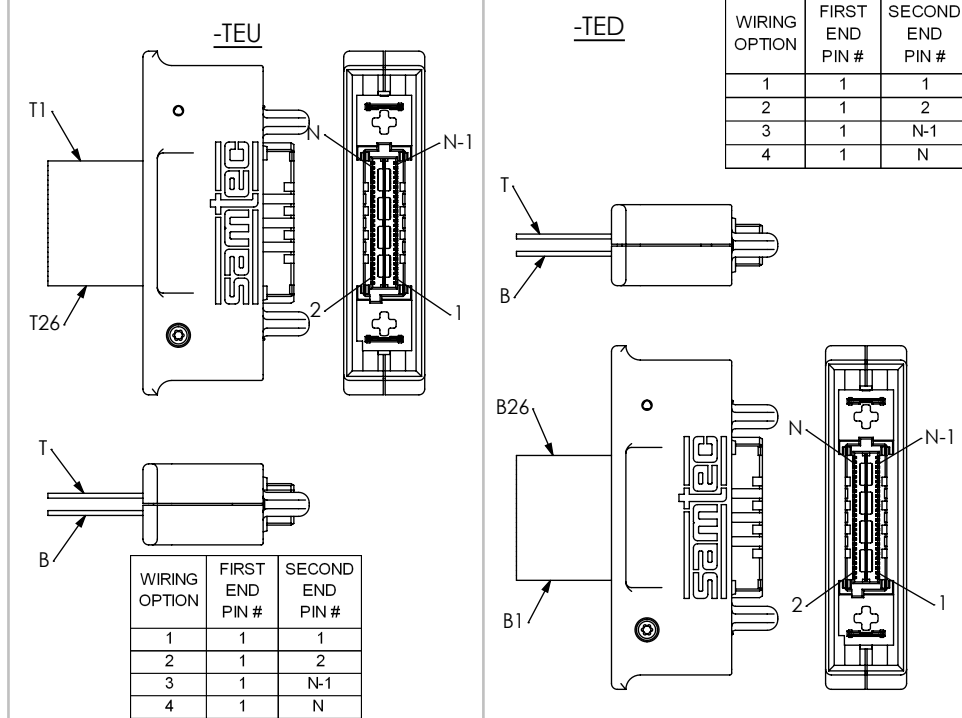
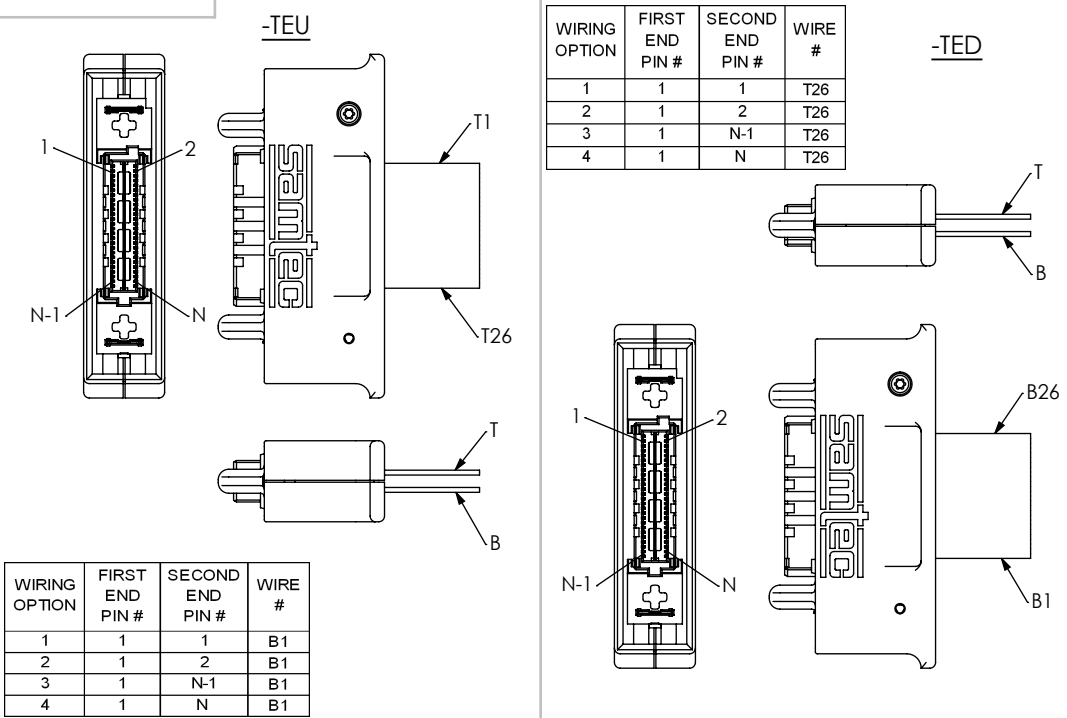
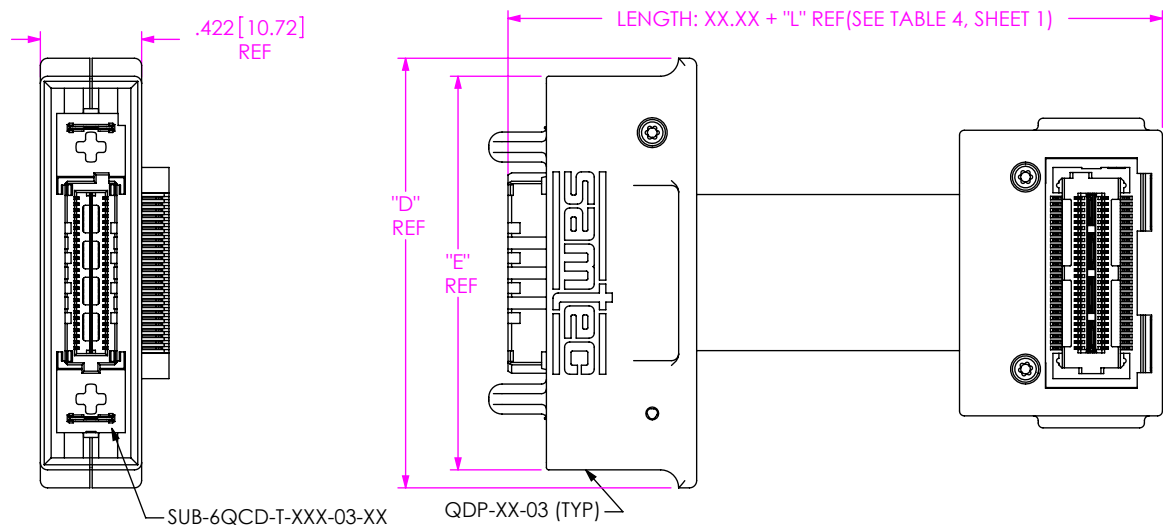


FIG. 2
EDGE MOUNT (NO CAPTIVE PANEL SCREWS)
(6QCD-026-XX.XX-TEU-STL-X SHOWN)
(SAME AS FIG. 1, UNLESS OTHERWISE STATED)

TABLE 5

No. OF POSITIONS	"D"	"E"	QDP-XX-03	SUB-6QCD-X-XXX-03-XX
-026	1.790 [45.47]	1.640 [41.66]	QDP-01-03	SUB-6QCD-X-026-03-XX
-052	2.630 [66.80]	2.480 [62.99]	QDP-02-03	SUB-6QCD-X-052-03-XX
-078	3.470 [88.14]	3.320 [84.33]	QDP-03-03	SUB-6QCD-X-078-03-XX
-104	4.310 [109.47]	4.160 [105.66]	QDP-04-03	SUB-6QCD-X-104-03-XX



PROPRIETARY NOTE
THIS DOCUMENT CONTAINS INFORMATION CONFIDENTIAL AND PROPRIETARY TO SAMTEC, INC. AND SHALL NOT BE REPRODUCED OR TRANSFERRED TO OTHER DOCUMENTS OR DISCLOSED TO OTHERS OR USED FOR ANY PURPOSE OTHER THAN THAT WHICH IT WAS OBTAINED WITHOUT THE EXPRESSED WRITTEN CONSENT OF SAMTEC, INC.

DO NOT SCALE DRAWING

SHEET SCALE: 1:1

samtec
520 PARK EAST BLVD, NEW ALBANY, IN 47150
PHONE: 812-944-6733 FAX: 812-948-5047
e-Mail: info@SAMTEC.com code: 53322

DESCRIPTION:
.635mm HIGH-SPEED COAX CABLE ASSEMBLY

DWG. NO.
6QCD-XXX-XX.XX-XXX-XXX-X-X

BY: D. FRALEY 03/14/2006 SHEET 4 OF 7

FIRST END - EDGE MOUNT (SEE TABLE 9, SHEET 6)

SECOND END - EDGE MOUNT (SEE TABLE 9, SHEET 6)

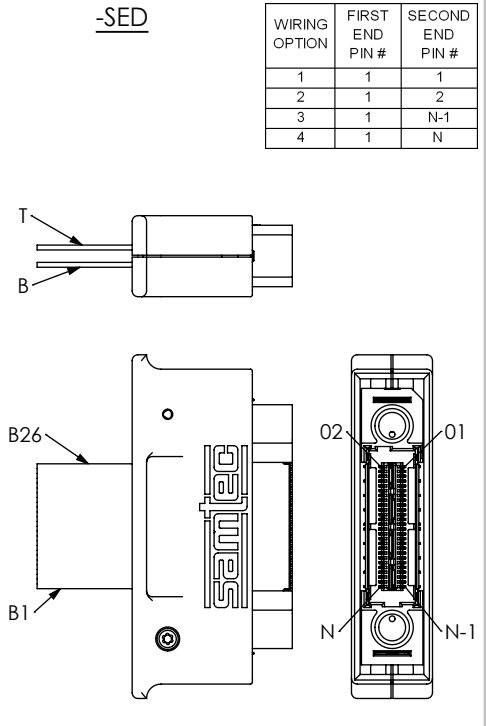
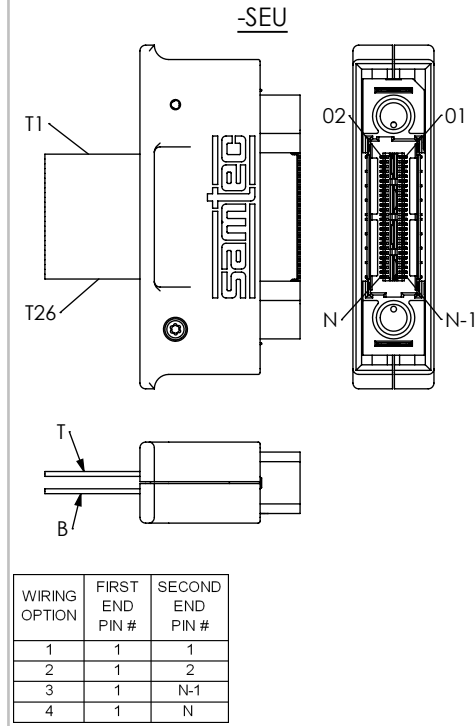
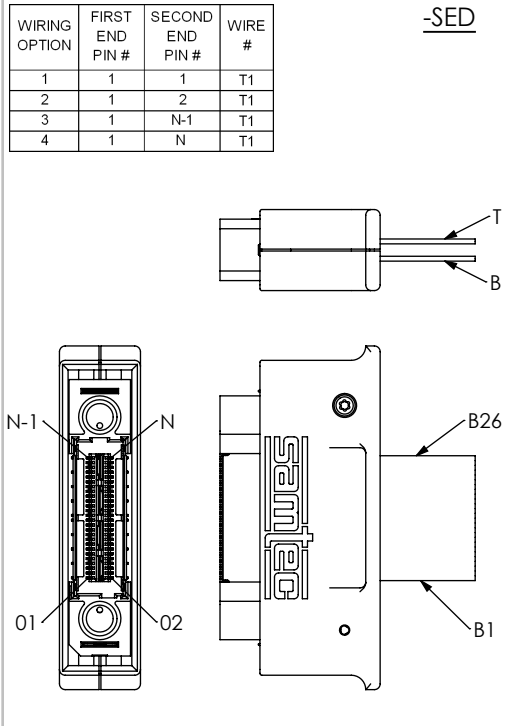
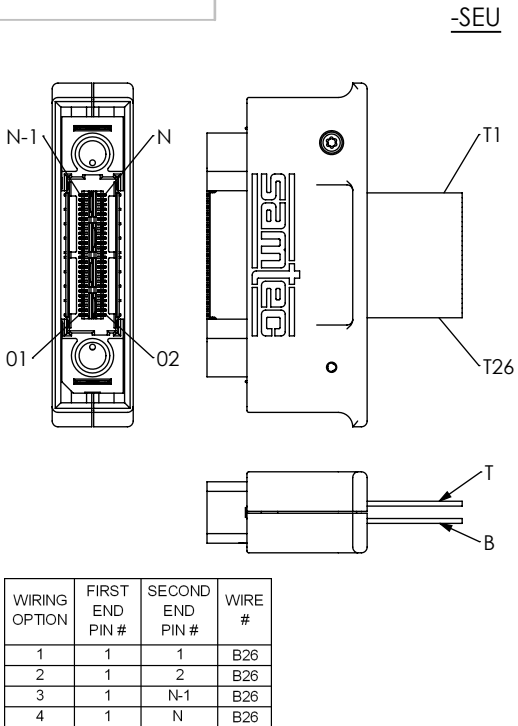
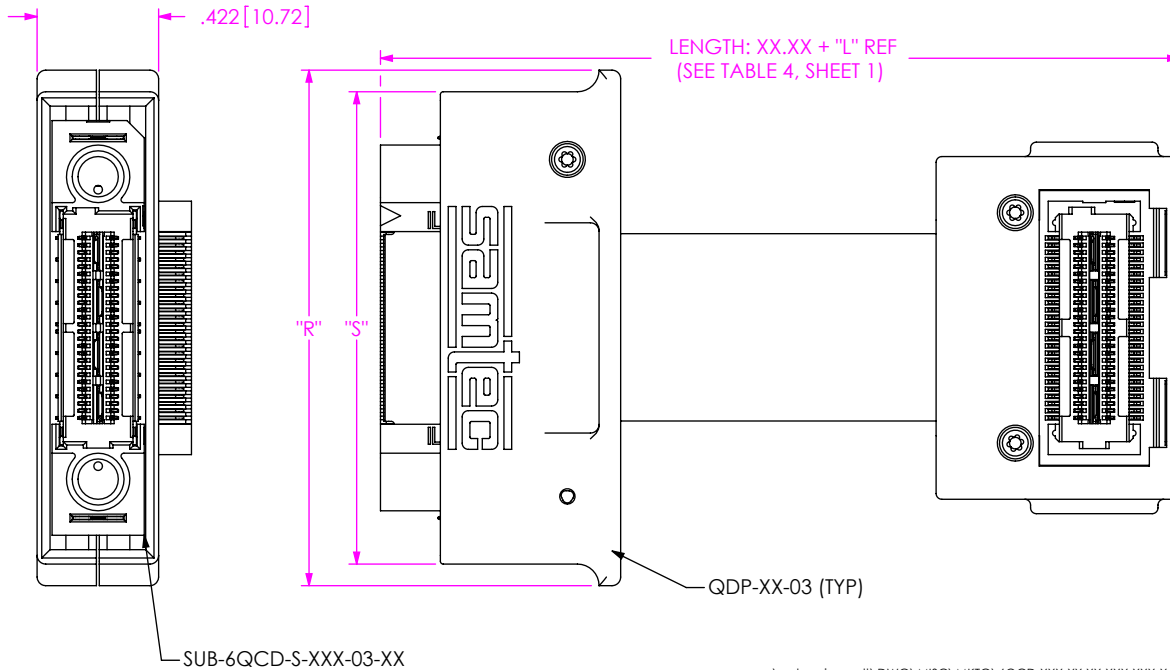


FIG. 2A
EDGE MOUNT (NO CAPTIVE PANEL SCREWS)
(6QCD-026-XX.XX-SED-STL-X SHOWN)
(SAME AS FIG. 1, UNLESS OTHERWISE STATED)



No. OF POSITIONS	"R"	"S"	QDP-XX-03	SUB-6QCD-X-XXX-03-XX
-026	1.790 [45.47]	1.640 [41.66]	QDP-01-03	SUB-6QCD-X-026-03-XX
-052	2.630 [66.80]	2.480 [62.99]	QDP-02-03	SUB-6QCD-X-052-03-XX
-078	3.470 [88.14]	3.320 [84.33]	QDP-03-03	SUB-6QCD-X-078-03-XX
-104	4.310 [109.47]	4.160 [105.66]	QDP-04-03	SUB-6QCD-X-104-03-XX

PROPRIETARY NOTE
THIS DOCUMENT CONTAINS INFORMATION CONFIDENTIAL AND PROPRIETARY TO SAMTEC, INC. AND SHALL NOT BE REPRODUCED OR TRANSFERRED TO OTHER DOCUMENTS OR DISCLOSED TO OTHERS OR USED FOR ANY PURPOSE OTHER THAN THAT WHICH IT WAS OBTAINED WITHOUT THE EXPRESSED WRITTEN CONSENT OF SAMTEC, INC.

DO NOT SCALE DRAWING
SHEET SCALE: 1:1



520 PARK EAST BLVD, NEW ALBANY, IN 47150
PHONE: 812-944-6733 FAX: 812-948-5047
e-Mail: info@SAMTEC.com code: 55322

DESCRIPTION:
.635mm HIGH-SPEED COAX CABLE ASSEMBLY
DWG. NO.
6QCD-XXX-XX.XX-XXX-XXX-X-X
BY: D. FRALEY 03/14/2006 SHEET 5 OF 7

FIG. 3
EDGE MOUNT (WITH CAPTIVE PANEL SCREWS)
(6QCD-026-XX.XX-TEU-XXX-1-F SHOWN)
(SAME AS FIG. 2, UNLESS OTHERWISE STATED)

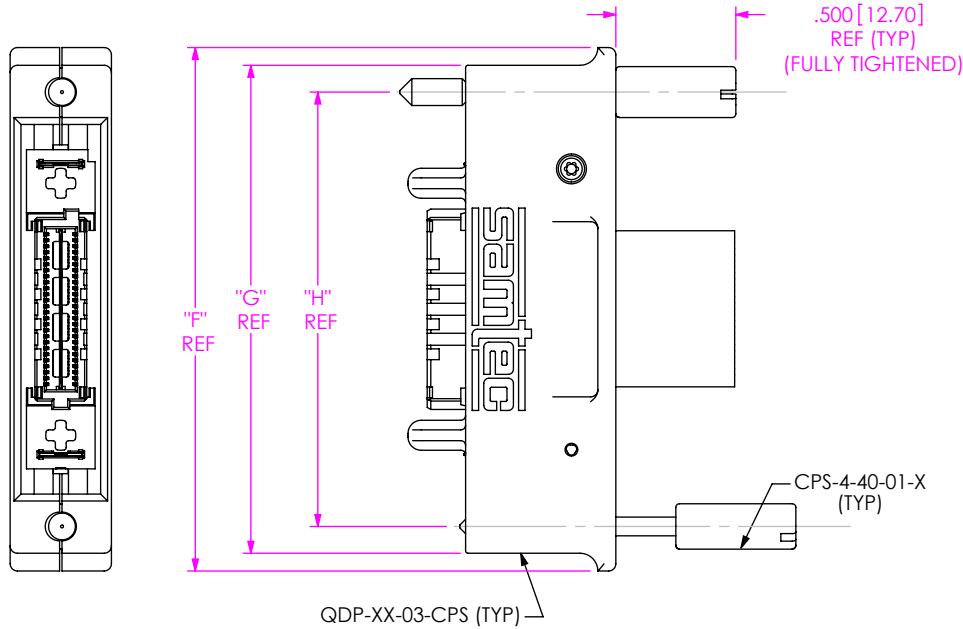


TABLE 6

No. OF POSITIONS	"F"	"G"	"H"	QDP-XX-03-CPS
-026	2.181 [55.40]	2.033 [51.64]	1.8099 [45.97]	QDP-01-03-CPS
-052	3.021 [76.73]	2.873 [72.97]	2.6499 [67.31]	QDP-02-03-CPS
-078	3.861 [98.07]	3.713 [94.31]	3.4899 [88.64]	QDP-03-03-CPS
-104	4.701 [119.41]	4.553 [115.65]	4.3299 [109.98]	QDP-04-03-CPS

FIG. 4
DOUBLE VERTICAL (WITH SCREW DOWN OPTION)
(6QCD-026-XX.XX-STR-XXX-1-F SHOWN)
(SAME AS FIG. 1, UNLESS OTHERWISE STATED)

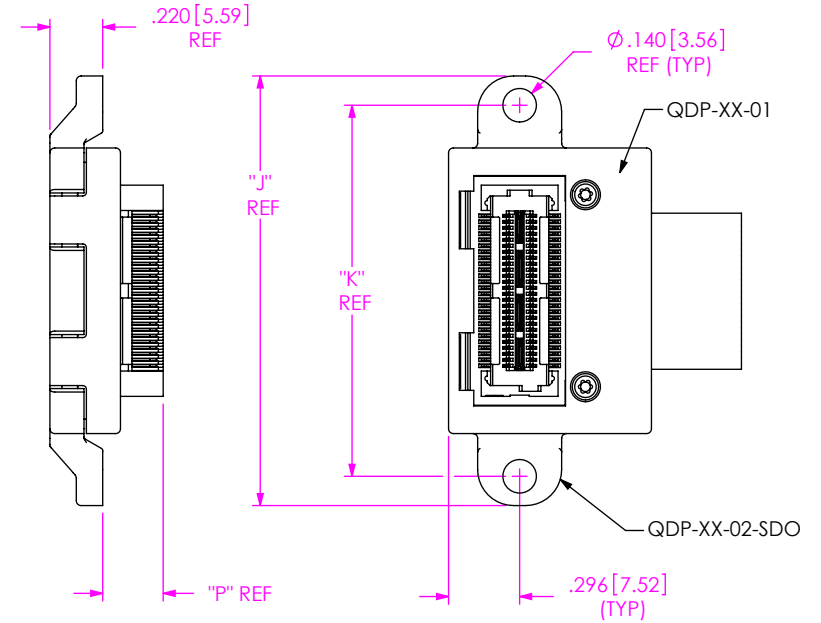


TABLE 7

No. OF POSITIONS	"J"	"K"	QDP-XX-02-SDO
-026	1.790 [45.47]	1.546 [39.27]	QDP-01-02-SDO
-052	2.630 [66.80]	2.386 [60.60]	QDP-02-02-SDO
-078	3.470 [88.14]	3.226 [81.94]	QDP-03-02-SDO
-104	4.310 [109.47]	4.066 [103.28]	QDP-04-02-SDO

TABLE 8

END	"P"
-TXX	0.224 [5.69]
-SXX	0.252 [6.40]

FIG. 5
(6QCD-026-XX.XX-TEU-3TL-X-N SHOWN)
(SAME AS FIG. 1, UNLESS OTHERWISE STATED)

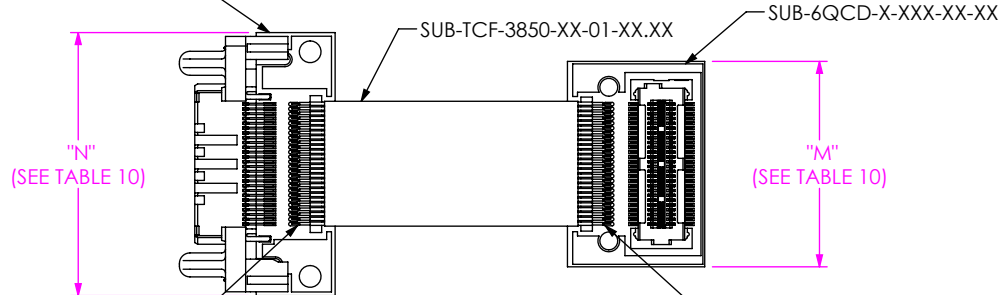


TABLE 10

No OF POSTITIONS	"M"	"N"
020	1.070 [27.18]	1.370 [34.80]
040	1.910 [48.51]	2.210 [56.13]
060	2.750 [69.85]	3.050 [77.47]
080	3.590 [91.19]	3.890 [98.81]

APPLY UV EPOXY TO ALL CABLE ENDS
(HEIGHT NOT TO EXCEED .050 [1.27] ABOVE PCB SURFACE)

PROPRIETARY NOTE
THIS DOCUMENT CONTAINS INFORMATION CONFIDENTIAL AND PROPRIETARY TO SAMTEC, INC. AND SHALL NOT BE REPRODUCED OR TRANSFERRED TO OTHER DOCUMENTS OR DISCLOSED TO OTHERS OR USED FOR ANY PURPOSE OTHER THAN THAT WHICH IT WAS OBTAINED WITHOUT THE EXPRESSED WRITTEN CONSENT OF SAMTEC, INC.

DO NOT SCALE DRAWING

SHEET SCALE: 1:25:1



520 PARK EAST BLVD, NEW ALBANY, IN 47150
PHONE: 812-944-6733 FAX: 812-948-5047
e-Mail: info@SAMTEC.com code: 53322

DESCRIPTION:
.635mm HIGH-SPEED COAX CABLE ASSEMBLY

DWG. NO.
6QCD-XXX-XX.XX-XXX-XXX-X-X

TABLE 9

FIRST END OPTION	FIRST END SUB-6QCD- X-XXX-XX-01	WIRING OPTION	FIRST END PIN #	SECOND END PIN #	WIRE #	SECOND END OPTION (SUB-6QCD-X-XXX-XX-XX)											
						-TTR	-TTL	-TBR	-TBL	-STR	-STL	-SBR	-SBL	-TEU	-TED	-SEU	-SED
-TTR	-T-XXX-01-01	1	1	1	B1	-T-XXX-02-02	N/A	N/A	-T-XXX-01-02	N/A	-S-XXX-01-01	-S-XXX-02-01	N/A	N/A	-T-XXX-03-02	-S-XXX-03-01	N/A
		2	1	2	B1	-T-XXX-02-01	N/A	N/A	-T-XXX-01-01	N/A	-S-XXX-01-02	-S-XXX-02-02	N/A	N/A	-T-XXX-03-01	-S-XXX-03-02	N/A
		3	1	N-1	B1	N/A	-T-XXX-01-01	-T-XXX-02-01	N/A	-S-XXX-02-02	N/A	N/A	-S-XXX-01-02	-T-XXX-03-01	N/A	N/A	-S-XXX-03-02
		4	1	N	B1	N/A	-T-XXX-01-02	-T-XXX-02-02	N/A	-S-XXX-02-01	N/A	N/A	-S-XXX-01-01	-T-XXX-03-02	N/A	N/A	-S-XXX-03-01
-TTL	-T-XXX-02-01	1	1	1	T26	N/A	-T-XXX-01-02	-T-XXX-02-02	N/A	-S-XXX-02-01	N/A	N/A	-S-XXX-01-01	-T-XXX-03-02	N/A	N/A	-S-XXX-03-01
		2	1	2	T26	N/A	-T-XXX-01-01	-T-XXX-02-01	N/A	-S-XXX-02-02	N/A	N/A	-S-XXX-01-02	-T-XXX-03-01	N/A	N/A	-S-XXX-03-02
		3	1	N-1	T26	-T-XXX-02-01	N/A	N/A	-T-XXX-01-01	N/A	-S-XXX-01-02	-S-XXX-02-02	N/A	N/A	-T-XXX-03-01	-S-XXX-03-02	N/A
		4	1	N	T26	-T-XXX-02-02	N/A	N/A	-T-XXX-01-02	N/A	-S-XXX-01-01	-S-XXX-02-01	N/A	N/A	-T-XXX-03-02	-S-XXX-03-01	N/A
-TBR	-T-XXX-01-01	1	1	1	T26	N/A	-T-XXX-01-02	-T-XXX-02-02	N/A	-S-XXX-02-01	N/A	N/A	-S-XXX-01-01	-T-XXX-03-02	N/A	N/A	-S-XXX-03-01
		2	1	2	T26	N/A	-T-XXX-01-01	-T-XXX-02-01	N/A	-S-XXX-02-02	N/A	N/A	-S-XXX-01-02	-T-XXX-03-01	N/A	N/A	-S-XXX-03-02
		3	1	N-1	T26	-T-XXX-02-01	N/A	N/A	-T-XXX-01-01	N/A	-S-XXX-01-02	-S-XXX-02-02	N/A	N/A	-T-XXX-03-01	-S-XXX-03-02	N/A
		4	1	N	T26	-T-XXX-02-02	N/A	N/A	-T-XXX-01-02	N/A	-S-XXX-01-01	-S-XXX-02-01	N/A	N/A	-T-XXX-03-02	-S-XXX-03-01	N/A
-TBL	-T-XXX-02-01	1	1	1	B1	-T-XXX-02-02	N/A	N/A	-T-XXX-01-02	N/A	-S-XXX-01-01	-S-XXX-02-01	N/A	N/A	-T-XXX-03-02	-S-XXX-03-01	N/A
		2	1	2	B1	-T-XXX-02-01	N/A	N/A	-T-XXX-01-01	N/A	-S-XXX-01-02	-S-XXX-02-02	N/A	N/A	-T-XXX-03-01	-S-XXX-03-02	N/A
		3	1	N-1	B1	N/A	-T-XXX-01-01	-T-XXX-02-01	N/A	-S-XXX-02-02	N/A	N/A	-S-XXX-01-02	-T-XXX-03-01	N/A	N/A	-S-XXX-03-02
		4	1	N	B1	N/A	-T-XXX-01-02	-T-XXX-02-02	N/A	-S-XXX-02-01	N/A	N/A	-S-XXX-01-01	-T-XXX-03-02	N/A	N/A	-S-XXX-03-01
-STR	-S-XXX-01-01	1	1	1	B26	N/A	-T-XXX-01-01	-T-XXX-02-01	N/A	-S-XXX-02-02	N/A	N/A	-S-XXX-01-02	-T-XXX-03-01	N/A	N/A	-S-XXX-03-02
		2	1	2	B26	N/A	-T-XXX-01-02	-T-XXX-02-02	N/A	-S-XXX-02-01	N/A	N/A	-S-XXX-01-01	-T-XXX-03-02	N/A	N/A	-S-XXX-03-01
		3	1	N-1	B26	-T-XXX-02-02	N/A	N/A	-T-XXX-01-02	N/A	-S-XXX-01-01	-S-XXX-02-01	N/A	N/A	-T-XXX-03-01	-S-XXX-03-02	N/A
		4	1	N	B26	-T-XXX-02-01	N/A	N/A	-T-XXX-01-01	N/A	-S-XXX-01-02	-S-XXX-02-02	N/A	N/A	-T-XXX-03-01	-S-XXX-03-02	N/A
-STL	-S-XXX-02-01	1	1	1	T1	-T-XXX-02-01	N/A	N/A	-T-XXX-01-01	N/A	-S-XXX-01-02	-S-XXX-02-02	N/A	N/A	-T-XXX-03-01	-S-XXX-03-02	N/A
		2	1	2	T1	-T-XXX-02-02	N/A	N/A	-T-XXX-01-02	N/A	-S-XXX-01-01	-S-XXX-02-01	N/A	N/A	-T-XXX-03-02	-S-XXX-03-01	N/A
		3	1	N-1	T1	N/A	-T-XXX-01-02	-T-XXX-02-02	N/A	-S-XXX-02-01	N/A	N/A	-S-XXX-01-01	-T-XXX-03-01	N/A	N/A	-S-XXX-03-02
		4	1	N	T1	N/A	-T-XXX-01-01	-T-XXX-02-01	N/A	-S-XXX-02-02	N/A	N/A	-S-XXX-01-02	-T-XXX-03-01	N/A	N/A	-S-XXX-03-02
-SBR	-S-XXX-01-01	1	1	1	T1	-T-XXX-02-01	N/A	N/A	-T-XXX-01-01	N/A	-S-XXX-01-02	-S-XXX-02-02	N/A	N/A	-T-XXX-03-01	-S-XXX-03-02	N/A
		2	1	2	T1	-T-XXX-02-02	N/A	N/A	-T-XXX-01-02	N/A	-S-XXX-01-01	-S-XXX-02-01	N/A	N/A	-T-XXX-03-02	-S-XXX-03-01	N/A
		3	1	N-1	T1	N/A	-T-XXX-01-02	-T-XXX-02-02	N/A	-S-XXX-02-01	N/A	N/A	-S-XXX-01-01	-T-XXX-03-01	N/A	N/A	-S-XXX-03-02
		4	1	N	T1	N/A	-T-XXX-01-01	-T-XXX-02-01	N/A	-S-XXX-02-02	N/A	N/A	-S-XXX-01-02	-T-XXX-03-01	N/A	N/A	-S-XXX-03-02
-SBL	-S-XXX-02-01	1	1	1	B26	N/A	-T-XXX-01-01	-T-XXX-02-01	N/A	-S-XXX-02-02	N/A	N/A	-S-XXX-01-02	-T-XXX-03-01	N/A	N/A	-S-XXX-03-02
		2	1	2	B26	N/A	-T-XXX-01-02	-T-XXX-02-02	N/A	-S-XXX-02-01	N/A	N/A	-S-XXX-01-01	-T-XXX-03-02	N/A	N/A	-S-XXX-03-01
		3	1	N-1	B26	-T-XXX-02-02	N/A	N/A	-T-XXX-01-02	N/A	-S-XXX-01-01	-S-XXX-02-01	N/A	N/A	-T-XXX-03-01	-S-XXX-03-02	N/A
		4	1	N	B26	-T-XXX-02-01	N/A	N/A	-T-XXX-01-01	N/A	-S-XXX-01-02	-S-XXX-02-02	N/A	N/A	-T-XXX-03-01	-S-XXX-03-02	N/A
-TEU	-T-XXX-03-01	1	1	1	B1	-T-XXX-02-02	N/A	N/A	-T-XXX-01-02	N/A	-S-XXX-01-01	-S-XXX-02-01	N/A	N/A	-T-XXX-03-02	-S-XXX-03-01	N/A
		2	1	2	B1	-T-XXX-02-01	N/A	N/A	-T-XXX-01-01	N/A	-S-XXX-01-02	-S-XXX-02-02	N/A	N/A	-T-XXX-03-01	-S-XXX-03-02	N/A
		3	1	N-1	B1	N/A	-T-XXX-01-01	-T-XXX-02-01	N/A	-S-XXX-02-02	N/A	N/A	-S-XXX-01-02	-T-XXX-03-01	N/A	N/A	-S-XXX-03-02
		4	1	N	B1	N/A	-T-XXX-01-02	-T-XXX-02-02	N/A	-S-XXX-02-01	N/A	N/A	-S-XXX-01-01	-T-XXX-03-02	N/A	N/A	-S-XXX-03-01
-TED	-T-XXX-03-01	1	1	1	T26	N/A	-T-XXX-01-02	-T-XXX-02-02	N/A	-S-XXX-02-01	N/A	N/A	-S-XXX-01-01	-T-XXX-03-02	N/A	N/A	-S-XXX-03-01
		2	1	2	T26	N/A	-T-XXX-01-01	-T-XXX-02-01	N/A	-S-XXX-02-02	N/A	N/A	-S-XXX-01-02	-T-XXX-03-01	N/A	N/A	-S-XXX-03-02
		3	1	N-1	T26	-T-XXX-02-01	N/A	N/A	-T-XXX-01-01	N/A	-S-XXX-01-02	-S-XXX-02-02	N/A	N/A	-T-XXX-03-01	-S-XXX-03-02	N/A
		4	1	N	T26	-T-XXX-02-02	N/A	N/A	-T-XXX-01-02	N/A	-S-XXX-01-01	-S-XXX-02-01	N/A	N/A	-T-XXX-03-02	-S-XXX-03-01	N/A
-SEU	-S-XXX-03-01	1	1	1	B26	N/A	-T-XXX-01-01	-T-XXX-02-01	N/A	-S-XXX-02-02	N/A	N/A	-S-XXX-01-02	-T-XXX-03-01	N/A	N/A	-S-XXX-03-02
		2	1	2	B26	N/A	-T-XXX-01-02	-T-XXX-02-02	N/A	-S-XXX-02-01	N/A	N/A	-S-XXX-01-01	-T-XXX-03-02	N/A	N/A	-S-XXX-03-01
		3	1	N-1	B26	-T-XXX-02-02	N/A	N/A	-T-XXX-01-02	N/A	-S-XXX-01-01	-S-XXX-02-01	N/A	N/A	-T-XXX-03-01	-S-XXX-03-02	N/A
		4	1	N	B26	-T-XXX-02-01	N/A	N/A	-T-XXX-01-01	N/A	-S-XXX-01-02	-S-XXX-02-02	N/A	N/A	-T-XXX-03-01	-S-XXX-03-02	N/A
-SED	-S-XXX-03-01	1	1	1	T1	-T-XXX-02-01	N/A	N/A	-T-XXX-01-01	N/A	-S-XXX-01-02	-S-XXX-02-02	N/A	N/A	-T-XXX-03-01	-S-XXX-03-02	N/A
		2	1	2	T1	-T-XXX-02-02	N/A	N/A	-T-XXX-01-02	N/A	-S-XXX-01-01	-S-XXX-02-01	N/A	N/A	-T-XXX-03-02	-S-XXX-03-01	N/A
		3	1	N-1	T1	N/A	-T-XXX-01-02	-T-XXX-02-02	N/A	-S-XXX-02-01	N/A	N/A	-S-XXX-01-01	-T-XXX-03-01	N/A	N/A	-S-XXX-03-02
		4	1	N	T1	N/A	-T-XXX-01-01	-T-XXX-02-01	N/A	-S-XXX-02-02	N/A	N/A	-S-XXX-01-02	-T-XXX-03-01	N/A	N/A	-S-XXX-03-02

PROPRIETARY NOTE
 THIS DOCUMENT CONTAINS INFORMATION CONFIDENTIAL AND PROPRIETARY TO SAMTEC, INC. AND SHALL NOT BE REPRODUCED OR TRANSFERRED TO OTHER DOCUMENTS OR DISCLOSED TO OTHERS OR USED FOR ANY PURPOSE OTHER THAN THAT WHICH IT WAS OBTAINED WITHOUT THE EXPRESSED WRITTEN CONSENT OF SAMTEC, INC.



520 PARK EAST BLVD, NEW ALBANY, IN 47150
 PHONE: 812-944-6733 FAX: 812-948-5047
 e-Mail: info@SAMTEC.com code: 55322

DO NOT SCALE DRAWING

DESCRIPTION: .635mm HIGH-SPEED COAX CABLE ASSEMBLY

DWG. NO. 6QCD-XXX-XX.XX-XXX-XXX-X-X

SHEET SCALE: 1.25:1

BY: D. FRALEY 03/14/2006 SHEET 7 OF 7