

Formosa MS

ZTS200X THRU ZTS330Z

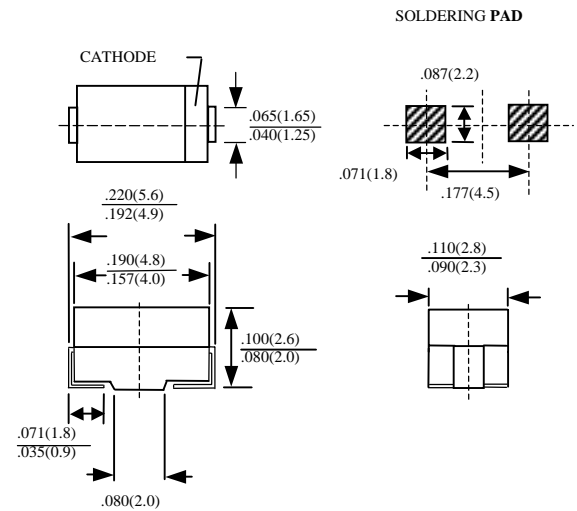
1WATT SURFACE MOUNT ZENER DIODE

FEATURES

- PLASTIC PACKAGE HAS UNDERWRITERS LABORATORY FLAMMABILITY CLASSIFICATION 94V-0
- LOW ZENER IMPEDANCE
- EXCELLENT CLAMPING CAPABILITY

MECHANICAL DATA

- CASE : MOLDED PLASTIC
- TERMINALS : SOLDER PLATED
- POLARITY : INDICATED BY CATHODE BAND
- WEIGHT : 0.10 GRAMS



CASE : DO-214AC(SMA)
DIMENSIONS IN INCHES AND (MILLIMETERS)

MAXIMUM RATINGS AND ELECTRICAL CHARACTERISTICS
RATINGS AT 25°C AMBIENT TEMPERATURE UNLESS OTHERWISE SPECIFIED
STORAGE AND OPERATING TEMPERATURE RANGE -55°C TO +150°C

ELECTRICAL CHARACTERISTICS (TA=25°C UNLESS OTHERWISE NOTED) VF=1.2V MAX, IF = 200mA FOR ALL TYPES								
TYPE	ZENER BREAKDOWN VOLTAGE			DYNAMIC IMPEDANCES @ 25°C TA		MAXIMUM REVERSE CURRENT @ MEASUREMENT VOLTAGE AND 25°C TA		MAXIMUM FORWARD VOLTAGE @25°C TA @IF=0.2A
	Vz @ IZT			ZZT	IzT	IR	VR	VF
	MIN.	TYP.	MAX.	Ohms	mA	µA	V	V
ZTS200-X	180	190	200	5000	0.5	10	152	1.2
ZTS200-Y	190	200	210	5000	0.5	10	160	1.2
ZTS200-Z	200	210	220	5000	0.5	10	168	1.2
ZTS220-Y	210	220	230	5000	0.5	10	176	1.2
ZTS220-Z	220	230	240	5000	0.5	10	184	1.2
ZTS240-Y	230	240	250	5000	0.5	10	216	1.2
ZTS240-Z	240	250	260	5000	0.5	10	225	1.2
ZTS270-X	250	260	270	5000	0.5	10	234	1.2
ZTS270-Y	260	270	280	5000	0.5	10	243	1.2
ZTS270-Z	270	280	290	5000	0.5	10	252	1.2
ZTS300-X	280	290	300	5000	0.5	10	261	1.2
ZTS300-Y	290	300	310	5000	0.5	10	270	1.2
ZTS300-Z	300	310	320	5000	0.5	10	279	1.2
ZTS330-X	310	320	330	5000	0.5	10	288	1.2
ZTS330-Y	320	330	340	5000	0.5	10	297	1.2
ZTS330-Z	330	340	350	5000	0.5	10	306	1.2

RATING AND CHARACTERISTIC CURVES ZTS200X THRU ZTS330Z

FIG. 1 - MAXIMUM CONTINUOUS POWER DISSIPATION

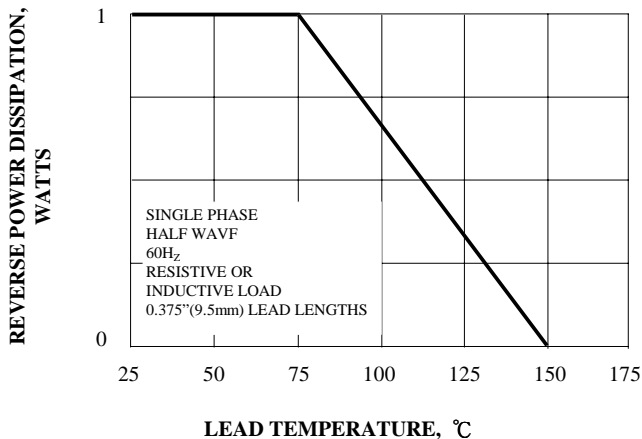


FIG. 2 - ZENER VOLTAGE VERSUS ZENER CURRENT

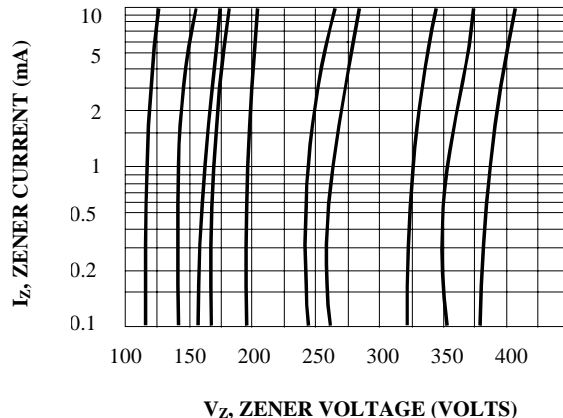


FIG. 3 - TYPICAL INSTANTANEOUS FORWARD CHARACTERISTICS

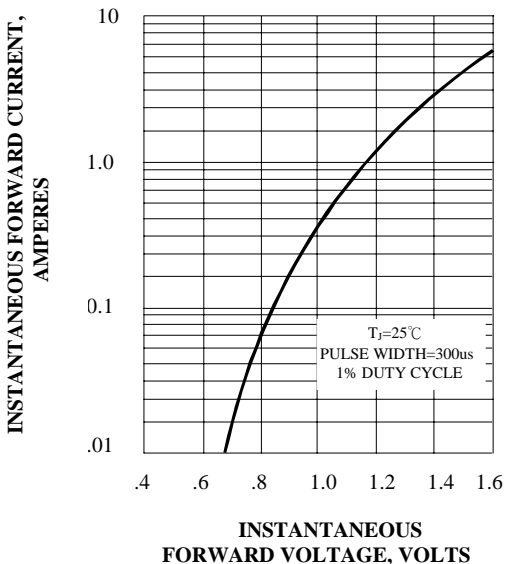


FIG. 4 - TYPICAL REVERSE CHARACTERISTICS

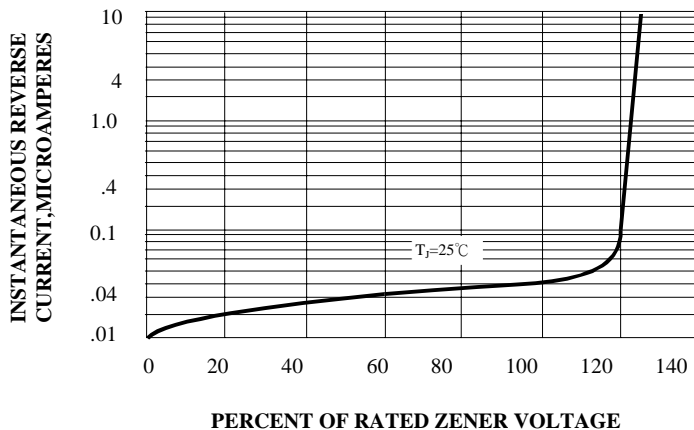


FIG. 5 - TYPICAL TEMPERATURE COEFFICIENTS

