

**2W005 – 2W10  
RC201 – RC207**

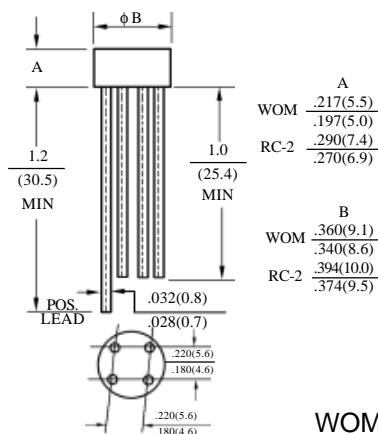
## 2.0A WOM 桥式整流器

## 2.0A WOM BRIDGE RECTIFIERS

### 最大额定值、电性 MAXIMUM RATINGS AND ELECTRICAL CHARACTERISTICS

Ratings at 25°C ambient temperature unless otherwise specified. Single phase, half wave, 60Hz, resistive or inductive load. For capacitive load, derate current by 20%.

| 型号<br>TYPE |       | 最大反向<br>峰值电压<br>Maximum<br>Peak<br>Reverse<br>Voltage | 最大平均<br>正向电流<br>Maximum<br>Average<br>Forward<br>Output<br>Current<br>@T <sub>A</sub> =40°C | 最大正向<br>浪涌电流<br>Maximum<br>Forward Peak<br>Surge Current<br>@ 8.3ms<br>Superimposed | 最大正向<br>峰值电压<br>Maximum DC<br>Forward Voltage<br>drop per element<br>at I <sub>F</sub> =1.0ADC | 最大反向<br>电 流<br>Maximum DC<br>Reverse Current<br>at rated DC<br>Blocking Voltage<br>per element |                  | 结 温<br>Operating<br>Junction<br>Temperature | 外型尺寸<br>Package<br>Dimensions |
|------------|-------|---|---|---|--|--|------------------|---|-------------------------------|
|            |       | PRV   | I <sub>o</sub>  | I <sub>FM</sub> (Surge)   | V <sub>F</sub>   | I <sub>R</sub>   |                  | T <sub>J</sub>                              | WOMRC-2                       |
|            |       | V <sub>PK</sub>                                       | A <sub>AV</sub>   | A <sub>PK</sub>   | V <sub>PK</sub>  | 25°CCTA<br>μADC  | 125°CCTA<br>μADC | °C  |                               |
| RC201      | 2W005 | 50  | 2.0   | 50  | 1.1  | 10   | 500              | 125   |                               |
| RC202      | 2W01  | 100   |   |   |  |  |                  |   |                               |
| RC203      | 2W02  | 200   |   |   |  |  |                  |   |                               |
| RC204      | 2W04  | 400   |   |   |  |  |                  |   |                               |
| RC205      | 2W06  | 600   |   |   |  |  |                  |   |                               |
| RC206      | 2W08  | 800   |   |   |  |  |                  |   |                               |
| RC207      | 2W10  | 1000  |   |   |  |  |                  |   |                               |



WOM RC - 2

## 2W005-2W10 RC201-RC207

## 2A 桥式整流器额定值与特性曲线

## 2A BRIDGE RECTIFIER RATING &amp; CHARACTERISTIC CURVES

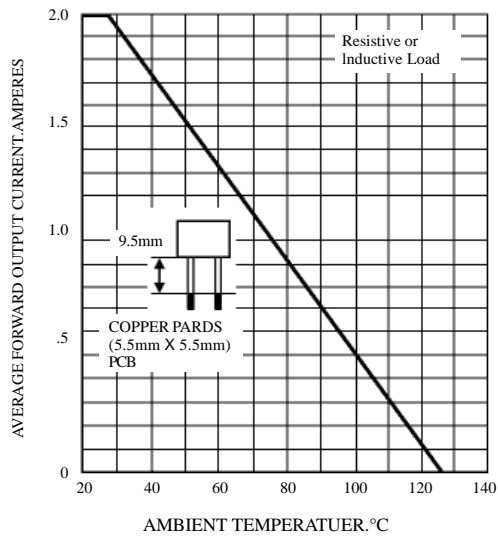
 FIG. 1 - FORWARD DERATING CURVE  
 OUTPUT RECTIFIED CURRENT


FIG. 2 - PEAK FORWARD SURGE CURRENT

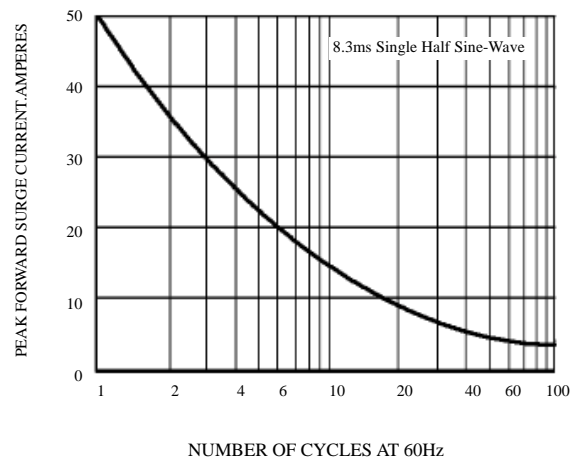


FIG. 3 - TYPICAL REVERSE CHARACTERISTICS

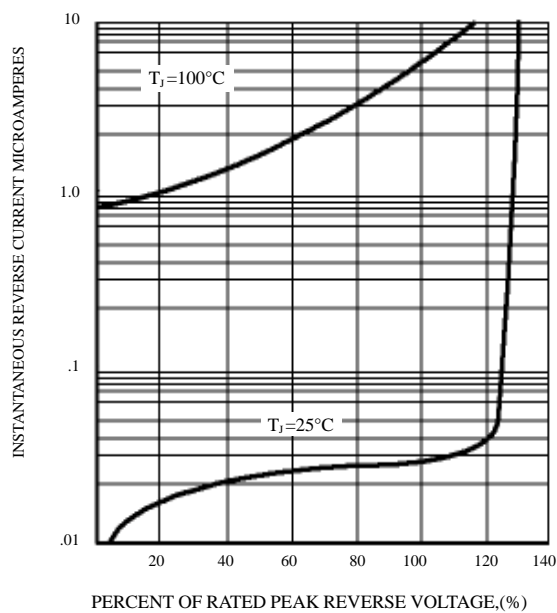


FIG. 4 - TYPICAL FORWARD CHARACTERISTICS

