

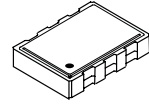


Pletronics, Inc.

19013 36th Ave. W, Suite H • Lynnwood, WA 98036 USA

Manufacturer of High Quality Frequency Control Products

VC7 VCXO Series



6 Pad Leadless Ceramic Surface Mount Voltage Controlled Xtal Oscillator

CMOS/ TTL Compatible with Enable/Disable

8.000 MHz – 70.000 MHz

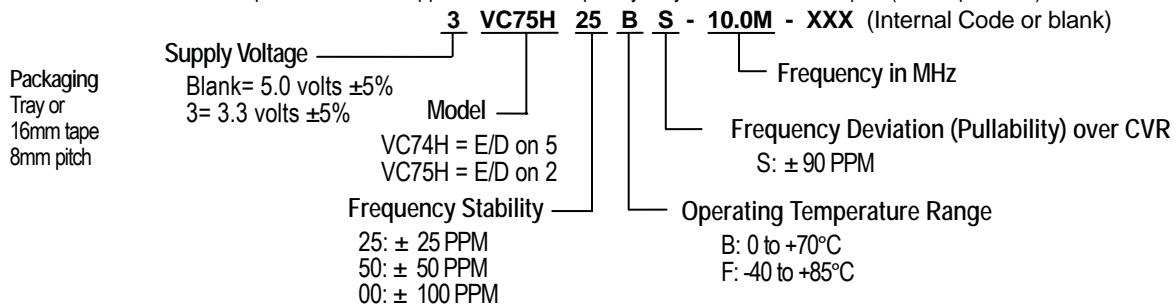
Standard Specifications

Overall Frequency Stability	± 25, 50 PPM over Operating Temperature Range
Operating Temperature Range	0 to +70°C is standard, but can be extended to - 40 to +85°C for certain frequencies
Supply Voltage (Vcc)	5.0 volts and 3.3 volts available, .01 µF bypass cap recommended
Output Load	Standard load is 15pF maximum, see Test Circuit 9 (consult factory for heavier loads)
Control Voltage Range (CVR)	0.5 to 4.5 volts for 5.0 volt Supply; 0.0 to 3.3 volts for 3.3 volt Supply
Pullability over CVR	± 90 PPM. Consult factory for other values.
Linearity	± 10% (Consult factory for ± 5%)
Enable/Disable Option (E/D)	Output enabled when Pin #2 is open or at Logic "1"; Output disabled when Pin #2 is at Logic "0".

Frequency Range (MHz)	Supply Current Icc (mA)		Rise and Fall Time Tr & Tf (nS)	
	Typical	Maximum	Typical	Maximum
8.000 – 20.000	10	15	3.5	5.0
20.001 – 30.000	20	25	3.0	4.5
30.001 – 70.000	25	30	3.0	4.0

Part Numbering Guide

Portions of the part number that appear after the frequency may not be marked on part (C of C provided)



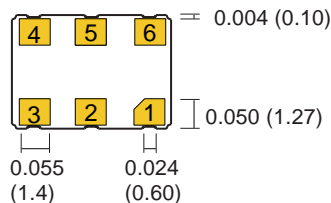
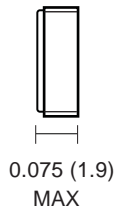
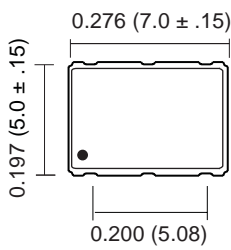
Consult factory for available frequencies and specs. Not all options available for all frequencies. A special part number may be assigned. Frequency Stability is inclusive of frequency shifts due to calibration, temperature, supply voltage, shock, vibration and load

Mechanical: inches (mm)

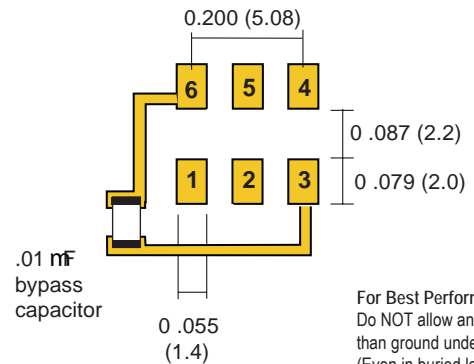
not to scale

Solder Pads

Due to part size and factory abilities, part marking may vary from lot to lot and may contain our part number or an internal code.



VC75H		VC74H	
PIN	SIGNAL	PIN	SIGNAL
1	Vcon	1	Vcon
2	E/D	2	N.C.
3	GND	3	GND
4	OUT	4	OUT
5	N.C.	5	E/D
6	Vcc	6	Vcc



For Best Performance, Do NOT allow any traces other than ground under oscillators (Even in buried layers)

Dec 2006