

C/A-301X, C/A-311X SINGLE DIGIT DISPLAY


Shape	Part No.		Chip		Wave Length λ p(nm)	Electro-Optical Characteristics			Fig. No.							
	Common Cathode	Common Anode	Raw Material	Emitted Color		Vf(V)20mA		Iv(ucd)10mA								
						Typ.	Max.	Typ.								
	C-301H-11	A-301H-11	GaP	Red	700	2.1	2.8	550	D1							
	C-301E-11	A-301E-11	GaAsP/GaP	Hi. effi Red	635	2.0	2.8	1800								
	C-301G-11	A-301G-11	GaP	Green	565	2.1	2.8	1600								
	C-301Y-11	A-301Y-11	GaAsP/GaP	Yellow	585	2.1	2.8	1500								
	C-301SR-11	A-301SR-11	GaAlAs	Super Red	660	1.8	2.4	5000								
	C-311H	A-311H	GaP	Red	700	2.1	2.8	550	D2							
	C-311E	A-311E	GaAsP/GaP	Hi. effi Red	635	2.0	2.8	1800								
	C-311G	A-311G	GaP	Green	565	2.1	2.8	1600								
	C-311Y	A-311Y	GaAsP/GaP	Yellow	585	2.1	2.8 </tr <tr> <td>C-311SR</td> <td>A-311SR</td> <td>GaAlAs</td> <td>Super Red</td> <td>660</td> <td>1.8</td> <td>2.4</td> <td>5000</td> </tr>	C-311SR		A-311SR	GaAlAs	Super Red	660	1.8	2.4	5000
	C-311SR	A-311SR	GaAlAs	Super Red	660	1.8	2.4	5000								

Fig.D1

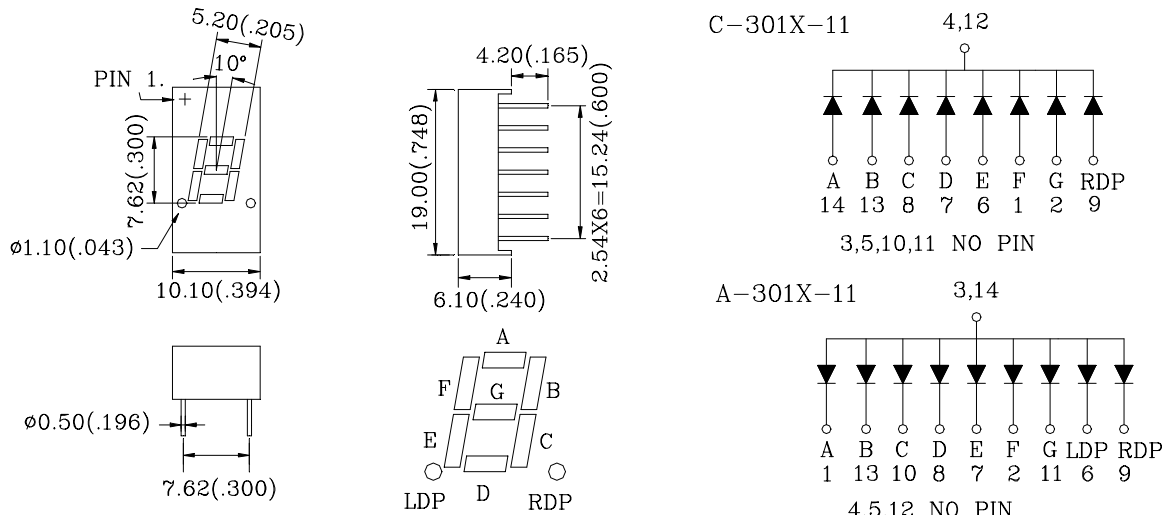
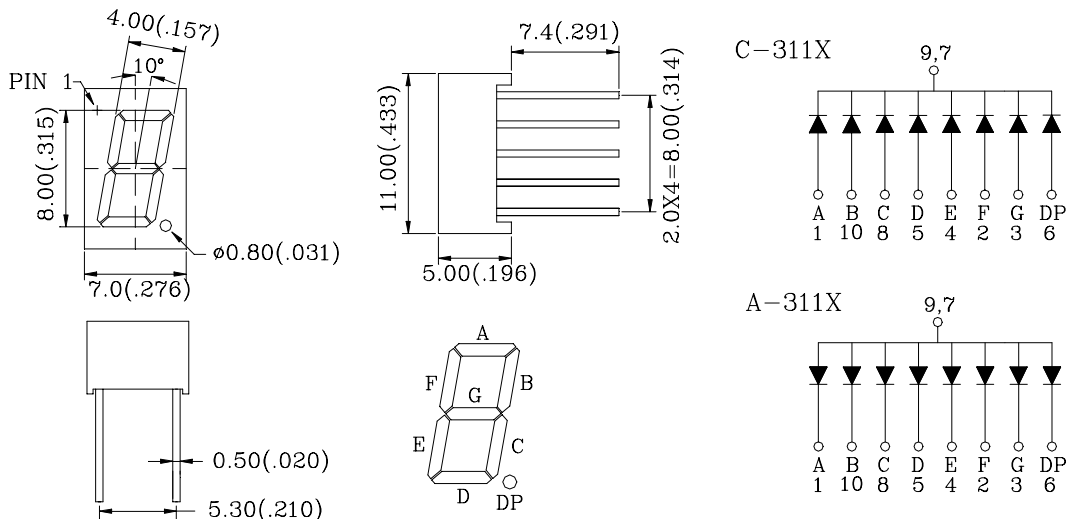


Fig.D2



1.All dimension are in millimeters (inches).
 2.Tolerance is ± 0.25 mm (0.01") unless otherwise specified.