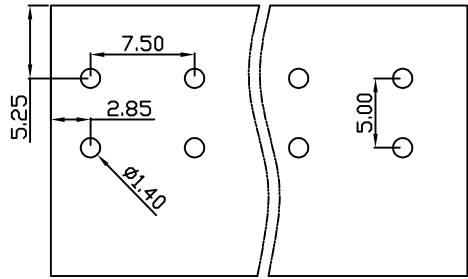

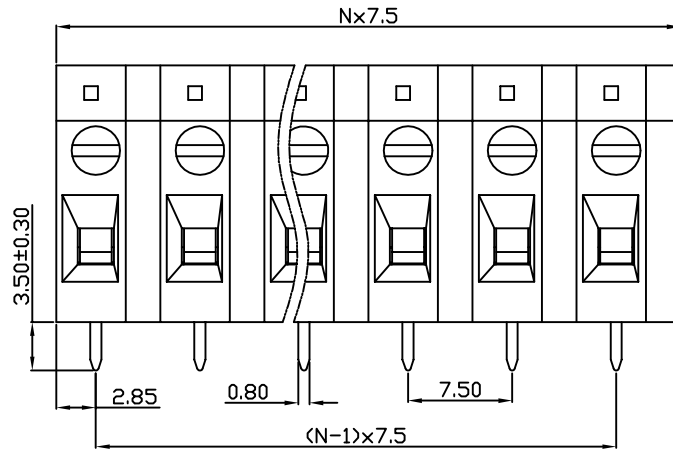
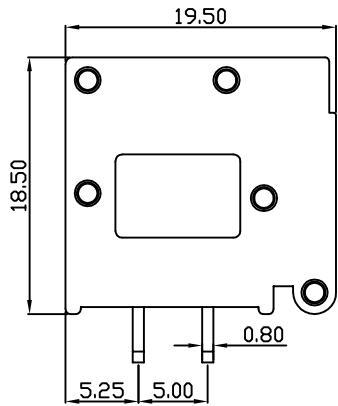
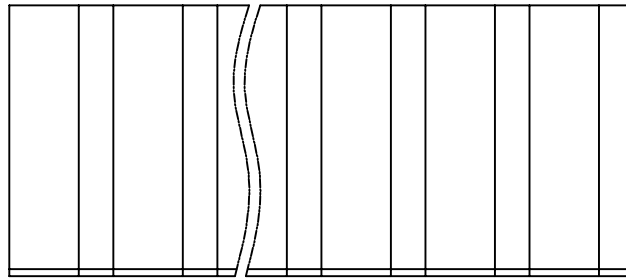


linear dimension(Tolerances Standard GB/T 14486-2008)								—	∕	⊥
variable range	to	over	over	over	over	over	over	to	over	over
	6	6 to 10	10 to 30	30 to 60	60 to 100	100 to 160	160 to		10 to 100	100 to
tolerance	±0.20	±0.30	±0.50	±0.70	±1.00	±1.30	±1.60	0.10	0.30	0.60



PCB Layout



UL/CUL 技术参数		UL/CUL Technical Data		
等级	Use Group	B	C	D
额定电压	Rated Voltage [V]	300	-	300
额定电流	Rated Current [A]	20	-	10
接线范围	Wire Range	26-12		
单/多芯线	Solid/Stranded [AWG]			
耐电压	Withstanding Voltage	1600V/1Min		
IEC 技术参数		IEC Technical Data		
过电压类别	Overvoltage Category	III	III	II
污染等级	Contamination Class	3	2	2
额定电压	Rated Voltage [V]	450	630	1000
额定电流	Rated Current [A]	24	24	24
额定冲击电压	Impulse withstand voltagea [KV]	6	6	6
导线截面积	Conductor cross section	2.5		
硬质/柔性导线	Solid/flexible [mm²]			
材料		Material		
绝缘材料	Insulation Material	PA66		
阻燃等级	Imflammability	UL94V-0		
导体材料	Contact Material	铜合金 Copper alloy		
导体表面镀层	Contactive Coating	镀锡 Sn Plated		
一般参数		Other Data		
间距	Pitch [mm]	7.5		
极数	Poles [P]	02-24		
剥线长度	Stripping Length [mm]	12-13		
螺丝	Screw/扭矩 Torque(Max) [N.m]	M2.5/0.4		
工作温度	Operating temperatur [°C]	-40~+105		
引针尺寸	Pin Dimensions [mm]	0.80x0.80		
PCB板孔径	PCB Hole Diameter [mm]	1.40		

DB105R — 7.5 — XXP — C — S/P

(Series No.) (Pitch) (Poles)

Slotted/Phillips

(Color):GN:(Green), BK:(Black), BU:(Blue), RD:(Red), GY:(Gray)
OG:(Orange), WT:(White), YL:(Yellow), CR:(Clear)

APPD:	JTing Chen	2023.03.24
CHKD:	Duck Mao	2023.03.24
DRFT:	Steven Lu	2023.03.24

DORABO

宁波地博电气有限公司
Ningbo Dorabo Electric CO., Ltd

NAME:

DB105R-7.5-XXP-C-S



SIZE: A4

mm
(inch)

REV T0-1

TYPE: CUSTOMER_DRAWING

SCALE: 1:1

SHEET 1/1